REVISIONS			
REV	ECN, ERN NO.	DATE	APPRD.
A	PRODUCT DRAWING (EAR 12992)	DEC12/06	K.L.

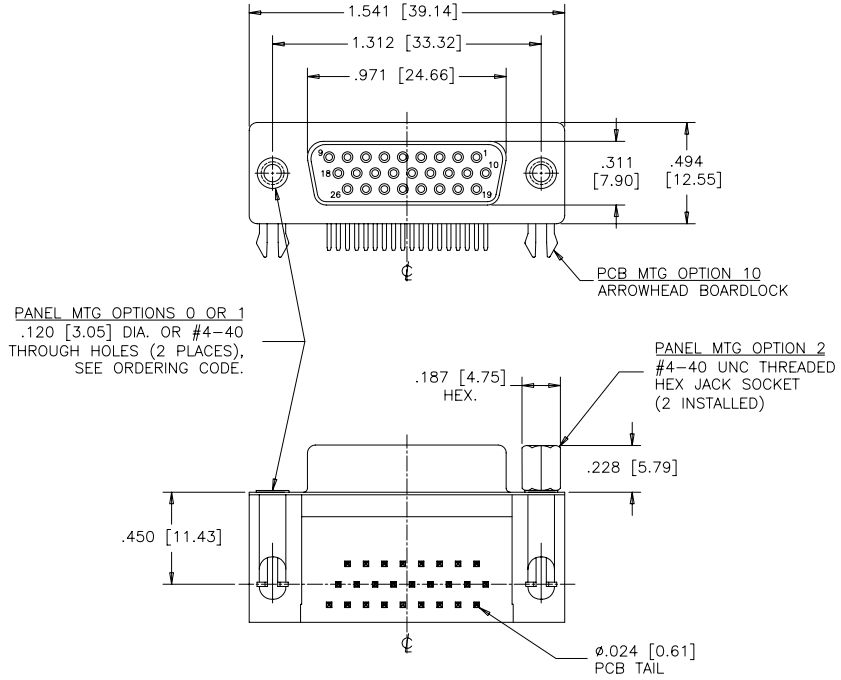

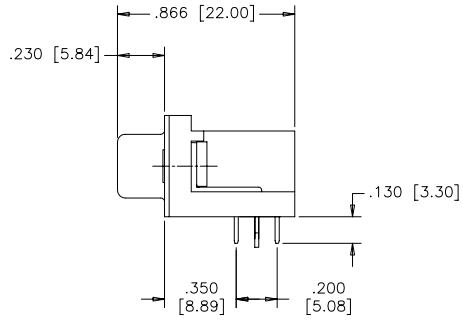

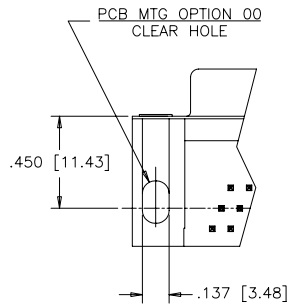

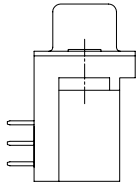

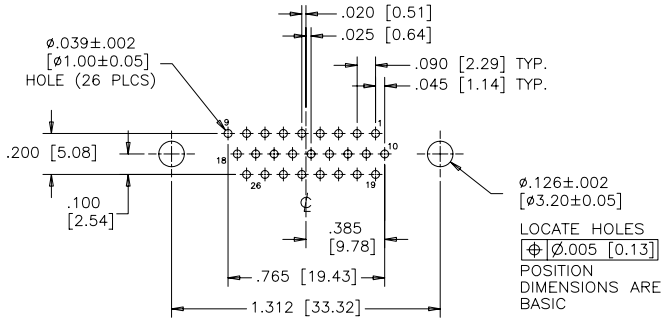

RECOMMENDED P.C.B LAYOUT
(COMPONENT SIDE OF BOARD)

ORDERING CODE:

PART NUMBER: 1 7 E B H – 0 2 6 S A M – 2 1 0

SERIES

NUMBER OF CONTACTS
026

STYLE
S= SOCKET

CONTACT PLATING OPTIONS
FOR ENGAGEMENT AREA
AA= 3μ" [0.08 MICRONS] GOLD FLASH
CH= 15μ" [0.38 MICRONS] GOLD
AM= 30μ" [0.76 MICRONS] GOLD

PCB MOUNTING OPTIONS
00= CLEAR HOLE
10= ARROWHEAD BOARDLOCK

PANEL MOUNTING OPTIONS
0= .120 [3.05] CLEAR HOLE
1= #4-40 THREADED HOLE
2= #4-40 UNC THREADED
HEX JACK SOCKETS

SPECIFICATIONS:

MATERIALS: ALL MATERIALS ARE RoHS COMPLIANT.

SHELLS: STEEL, TIN PLATED.

INSERTS: HIGH TEMPERATURE RESISTANT NYLON, GLASS REINFORCED, UL FLAMMABILITY RATING 94V-0, COLOUR: BLACK.

CONTACTS: COPPER ALLOY, GOLD PLATING (SEE ORDERING CODE) OVER 50μ" [1.27 MICRONS] NICKEL ON ENGAGEMENT AREA WITH 100μ" [2.54 MICRONS] MIN. MATTE TIN ON CONTACT TERMINALS.

BOARDLOCK: COPPER ALLOY, TIN PLATED.

ELECTRICAL DATA:

CURRENT RATING: 3 AMP

CONTACT RESISTANCE: 15 MILLIOHMS MAX.

INSULATION RESISTANCE: 5000 MEGOHMS MIN.

DIELECTRIC WITHSTANDING VOLTAGE: 1000 VAC rms

OPERATING TEMPERATURE: -55°C TO +105°C

THIS DOCUMENT CONTAINS PROPRIETARY INFORMATION AND SUCH INFORMATION MAY NOT BE DISCLOSED TO OTHERS FOR ANY PURPOSE OR USED FOR MANUFACTURING PURPOSES WITHOUT WRITTEN PERMISSION FROM AMPHENOL CANADA CORP.

		DATE
DRAWN	J.LEE	DEC12/06
DESIGNED		
CHECKED	K.LAMBIE	DEC12/06
I. E. APPRD.		
Q. A. APPRD.		
DWG. APPRD.		
ENG. REL. NO.		
REF.	EAR 12992	
DIMENSIONS ARE IN INCHES [mm]	CODE ID. NO. 03554	

Amphenol Canada Corp.

TITLE: 17EBH SERIES HIGH DENSITY D-SUB CONNECTOR, 26 SIZE SOCKET, RIGHT ANGLE PCB CONTACTS, PLATING & MOUNTING OPTIONS, RoHS COMPLIANT

DWG	DRAWING NO.	REV.
C	P-17EBH-026SXX-XX0	A

SCALE 2/1 | WT. ------ | SURF. ---- | SHEET 1 OF 1