


MLF2012A2R2JTD25



Applications	Automotive Grade
Feature	<div style="display: flex; flex-direction: column; gap: 5px;"> <div>Shield Magnetic Shield</div> <div>Multilayer Multilayer</div> <div>Ferrite Core Ferrite Core</div> <div>AEC-Q200 AEC-Q200</div> </div>
Series Type	MLF
Status	Production
Brand	TDK



Size	
Length(L)	2.00mm ±0.20mm
Width(W)	1.25mm ±0.20mm
Thickness(T)	0.85mm ±0.20mm
Recommended Land Pattern (A)	0.80mm Nom.
Recommended Land Pattern (B)	1.00mm Nom.
Recommended Land Pattern (C)	1.20mm Nom.

Electrical Characteristics	
Inductance	2.2µH ±5% at 10MHz
Rated Current (L Change) [Typ.]	
Rated Current (L Change) [Max.]	
Rated Current (Temperature Rise) [Typ.]	
Rated Current (Temperature Rise) [Max.]	50mA
DC Resistance [Typ.]	220mΩ
DC Resistance [Max.]	500mΩ
Self Resonant Frequency [Min.]	80MHz
Self Resonant Frequency [Typ.]	120MHz
Q [Min.]	45
Q [Typ.]	60

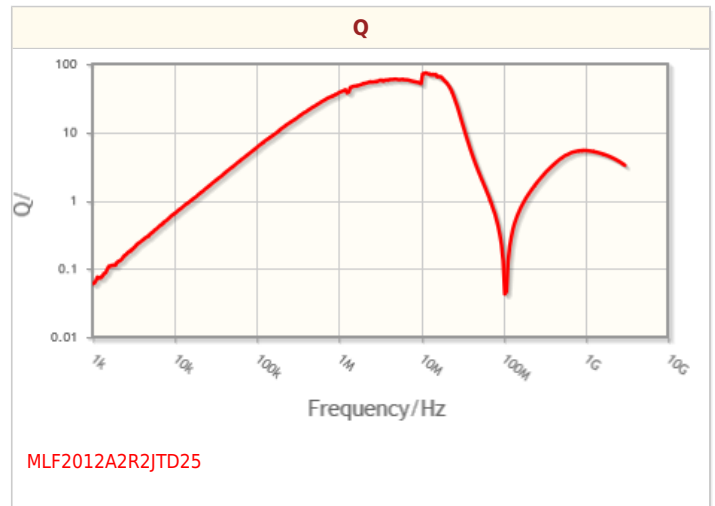
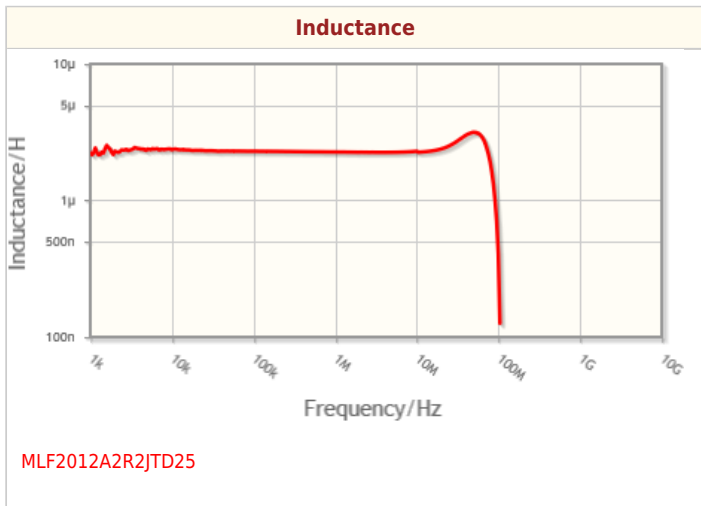
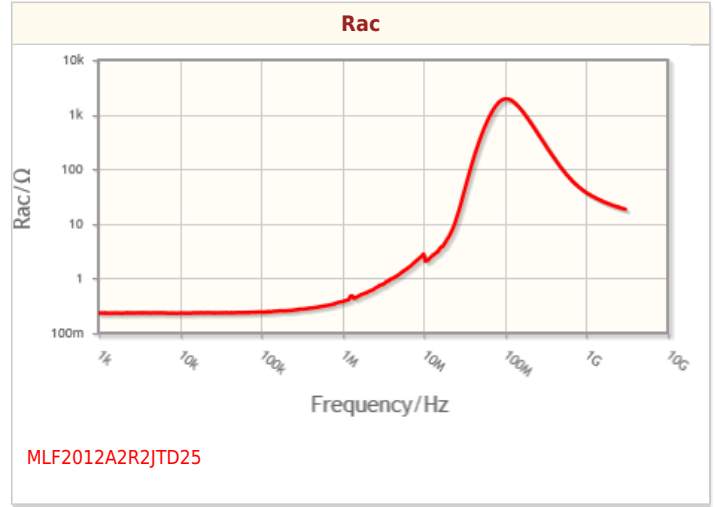
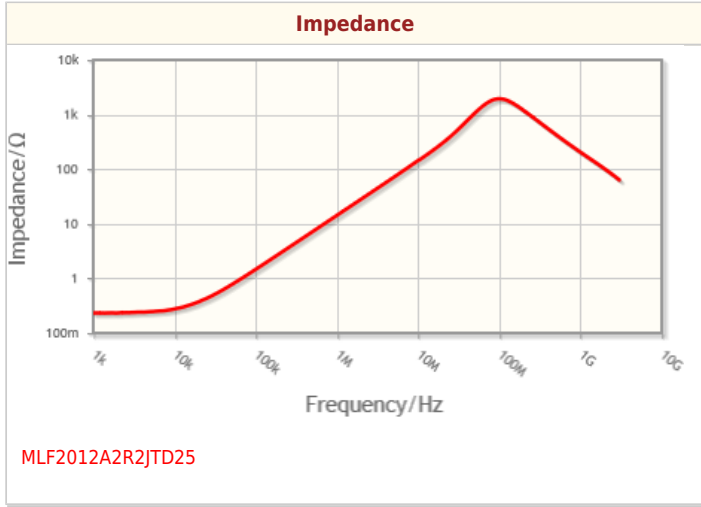
Other	
Operating Temp. Range (Including Self-Temp. Rise)	-55 to 125°C
Soldering Method	Reflow Iron Soldering
AEC-Q200	Yes
Packing	Punched (Paper)Taping [180mm Reel]
Package Quantity	4000pcs
Weight	0.01g

Images are for reference only and show exemplary products.
! This PDF document was created based on the data listed on the TDK Corporation website.
! All specifications are subject to change without notice.

MLF2012A2R2JTD25



Characteristic Graphs(This is reference data, and does not guarantee the products characteristics.)



! Images are for reference only and show exemplary products.
! This PDF document was created based on the data listed on the TDK Corporation website.
! All specifications are subject to change without notice.



Associated Images

