


Power Inductors


Model HM72L-0530 series



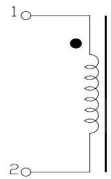
Features:

- Operating Temperature Range -55°C to $+125^{\circ}\text{C}$
- Ambient Temperature, Maximum $+85^{\circ}\text{C}$
- Temperature Rise, 40°C
- RoHS Compliant



 All parts are Pb-free and comply with EU Directive 2011/65/EU (RoHS2)

Schematic



Specifications @ 25°C

Part Number	Inductance ($\mu\text{H} \pm 20\%$ @0A)	DCR (m Ω) Typ	DCR (m Ω) Max	I _{rms} (A)	I _{sat} (A)	Part Number	Inductance ($\mu\text{H} \pm 20\%$ @0A)	DCR (m Ω) Typ.	DCR (m Ω) Max	I _{rms} (A)	I _{sat} (A)
HM72L-0530R20LFTR	0.20	3.5	3.9	18.0	14.5	HM72L-05302R2LFTR	2.20	25.0	29.0	5.5	7.5
HM72L-0530R47LFTR	0.47	7.4	8.5	13.5	12.0	HM72L-05303R3LFTR	3.30	32.0	38.0	5.0	6.0
HM72L-0530R68LFTR	0.68	11.0	12.0	8.5	14.0	HM72L-05304R7LFTR	4.70	50.0	60.0	3.5	5.0
HM72L-05301R0LFTR	1.00	13.0	14.0	7.0	11.0	HM72L-05305R6LFTR	5.60	55.0	65.0	3.3	4.5
HM72L-05301R2LFTR	1.20	15.0	16.0	6.5	11.0	HM72L-05306R8LFTR	6.80	75.0	90.0	3.0	4.0
HM72L-05301R5LFTR	1.50	20.0	25.0	6.0	8.5	HM72L-0530100LFTR	10.0	110	125	2.5	3.5

- Notes: (1) I_{sat} is the saturation current at which inductance rolls off approximately 30% from its initial (zero DC)
(2) I_{rms} is the approximate current at which $\Delta T = 40^{\circ}\text{C}$
(3) Operating Temperature Range -55°C to $+125^{\circ}\text{C}$

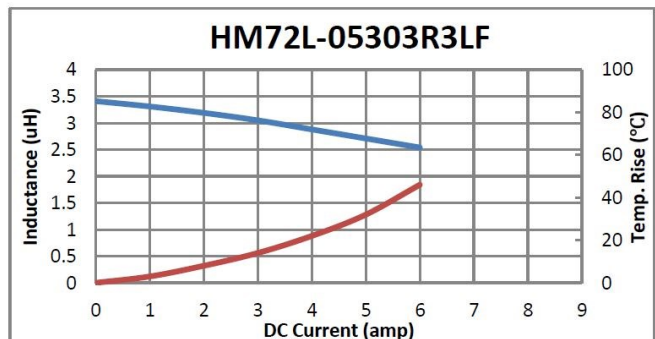
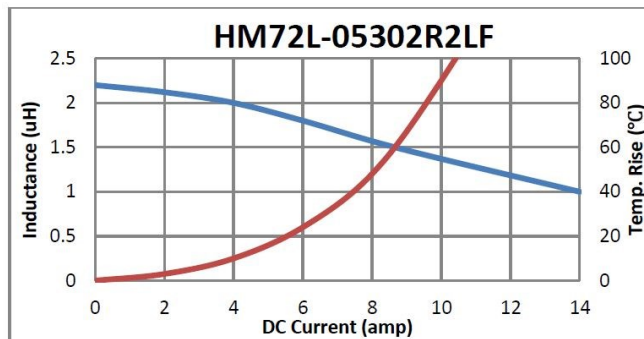
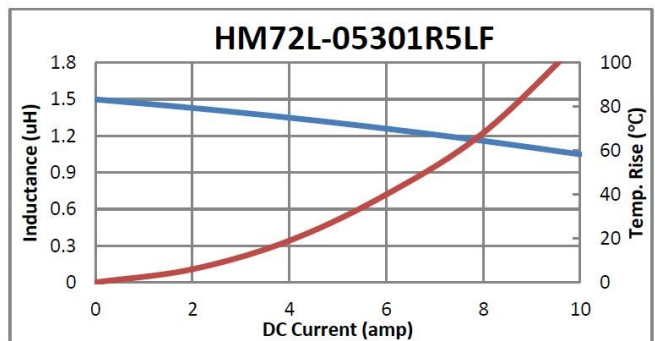
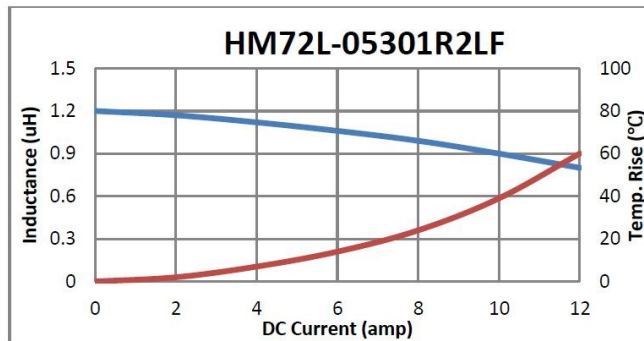
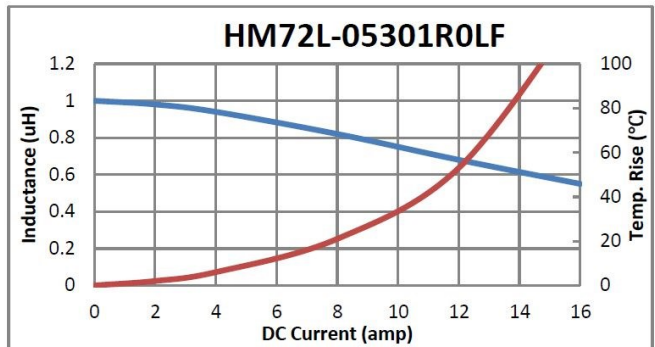
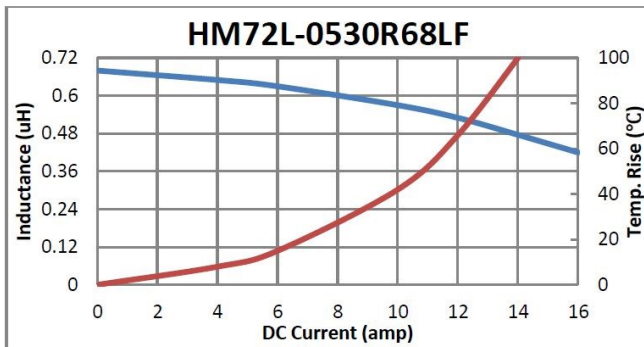
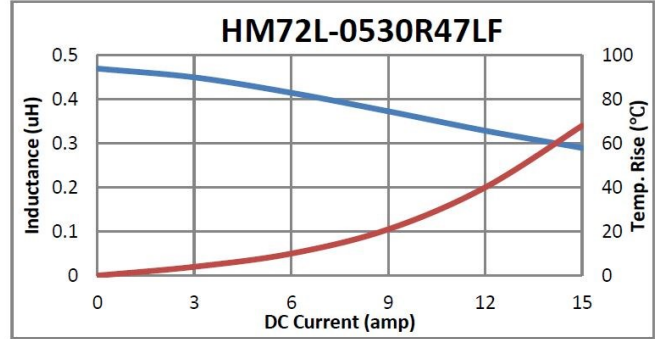
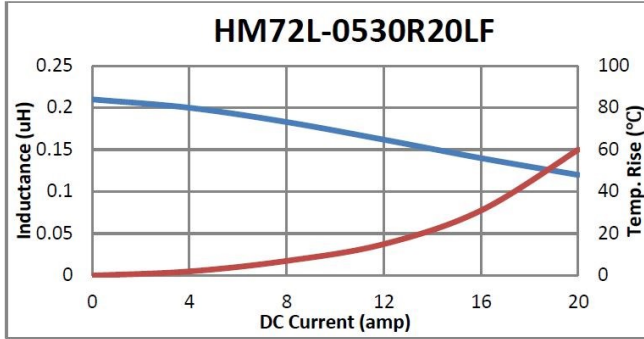
General Note

TT Electronics reserves the right to make changes in product specification without notice or liability. All information is subject to TT Electronics' own data and is considered accurate at time of going to print.

TT Electronics | BI Technologies

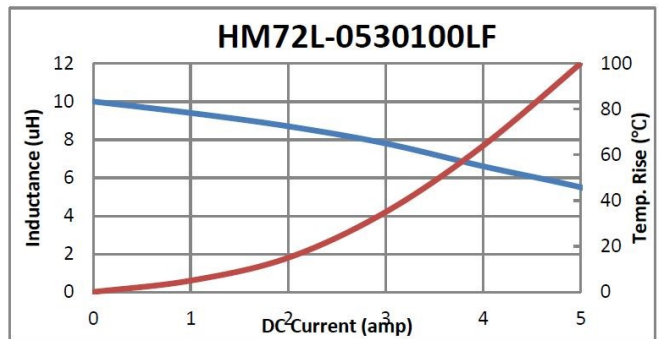
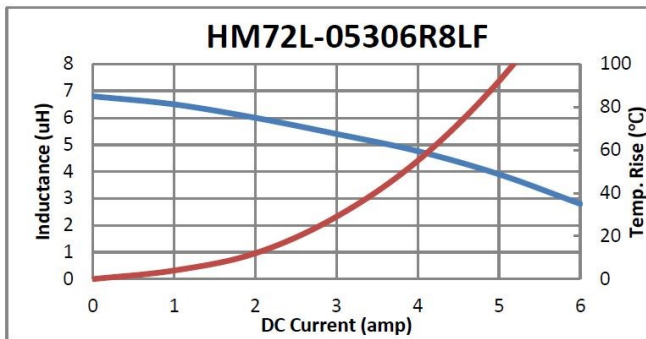
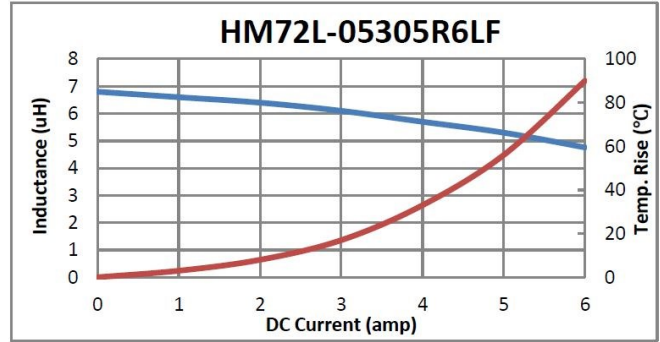
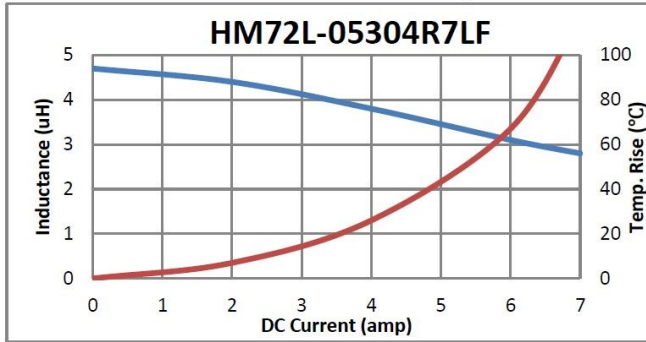
A-1445, Jalan Tanjung Api
25050 Kuantan Pahang Darul Makmur, Malaysia | Ph: +60 9 565 8888
www.ttelectronicsmagnetics.com/customer-service-enquiry

Electrical Specifications @ 25

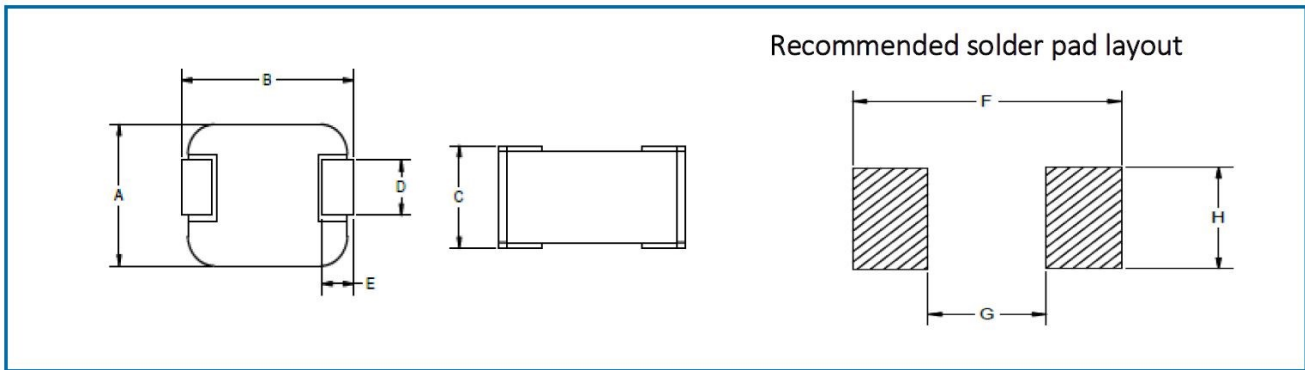


General Note
 TT Electronics reserves the right to make changes in product specification without notice or liability. All information is subject to TT Electronics' own data and is considered accurate at time of going to print.

Electrical Specifications @ 25



Outline dimensions (mm)



CASE SIZE	A(mm)	B(mm)	C(mm)	D(mm)	E(mm)	F(mm)	G(mm)	H(mm)
0530 series	5.2 ± 0.3	5.4 ± 0.3	3	2.2 ± 0.3	1.2 ± 0.2	5.99	2.20	2.50

Packaging

Standard:	Embossed Tape and Reel		
	Diameter:	All case size	= 13" (330mm))
Reel:	Case size	0530	= 2,000 units

Ordering information

