


CTPTF Series From 3W to 27W



CHARACTERISTICS

Description: SMD Transformers for Power over Ethernet(PoE)

Features:

- Designed for 200KHz switching frequency.
- Power: 3W~27W
- Hipot: 1500Vrms
- Three different SMD platforms.
- Custom designs available.

Operating Temperature: -40°C to +125°C

Storage Temperature: -55°C to +125°C

Solder reflow temperature: 245°C for 10 seconds maximum

Miscellaneous: **RoHS Compliant.**

Samples available. See website for ordering information.

NOTES FROM TABLES

1. Turn ratio is with the secondary windings connected in parallel.
2. L(nom) = Nominal Inductance is for PRI winding, measured at 200KHz, 0.1Vrms, 0Adc.
3. Leakage inductance measured between PRI with other pins shorted.
4. DCR for the secondary windings connected in parallel.
5. Output is with the secondary windings connected in parallel.

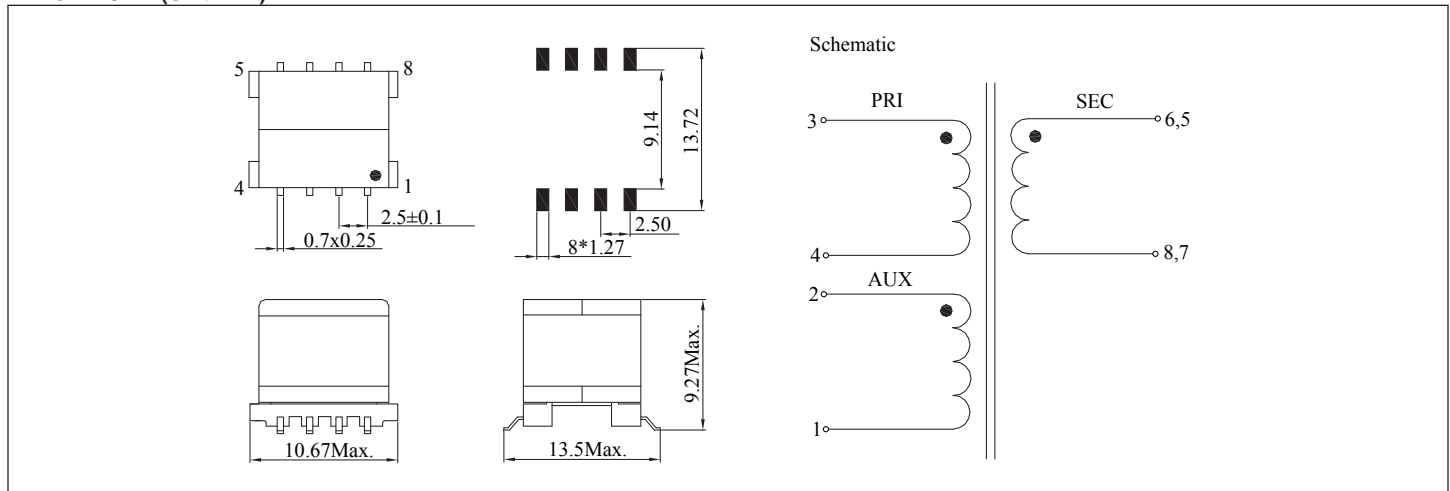
SPECIFICATIONS

EP7 8PIN SMD

Part Number	①Turns Ratio Pri:Sec:AUX	②Inductance ±10% (μH)	Input	③Leakage Inductance Max. (μH)	④DCR Max. (Ω)			⑤Output Voltage
					Pri	Aux	Sec	
CTPTF-5011EP7	1:0.083:0.208	500	33-57V, 200KHZ	7.5	1.75	0.215	0.015	Vo=3.3V/3W, 8V/20mA
CTPTF-3111EP7	1:0.182:0.682	310	33-57V, 200KHZ	5.0	1.60	2.60	0.045	Vo=3.3V/3W, 12V/20mA
CTPTF-5012EP7	1:0.125:0.208	500	33-57V, 200KHZ	7.5	1.75	0.215	0.035	Vo=5.00V/3W, 8V/20mA
CTPTF-3112EP7	1:0.273:0.682	310	33-57V, 200KHZ	5.0	1.60	2.65	0.087	Vo=5.00V/3W, 12V/20mA
CTPTF-5211EP7	1:0.286:0.204	521	33-57V, 200KHZ	7.5	1.75	0.22	0.100	Vo=12V/3W, 8V/20mA
CTPTF-3113EP7	1:0.682:0.682	310	33-57V, 200KHZ	5.0	1.60	2.60	0.55	Vo=12V/3W, 12V/20mA

PHYSICAL DIMENSIONS

EP7 8PIN SMD (Unit: mm)



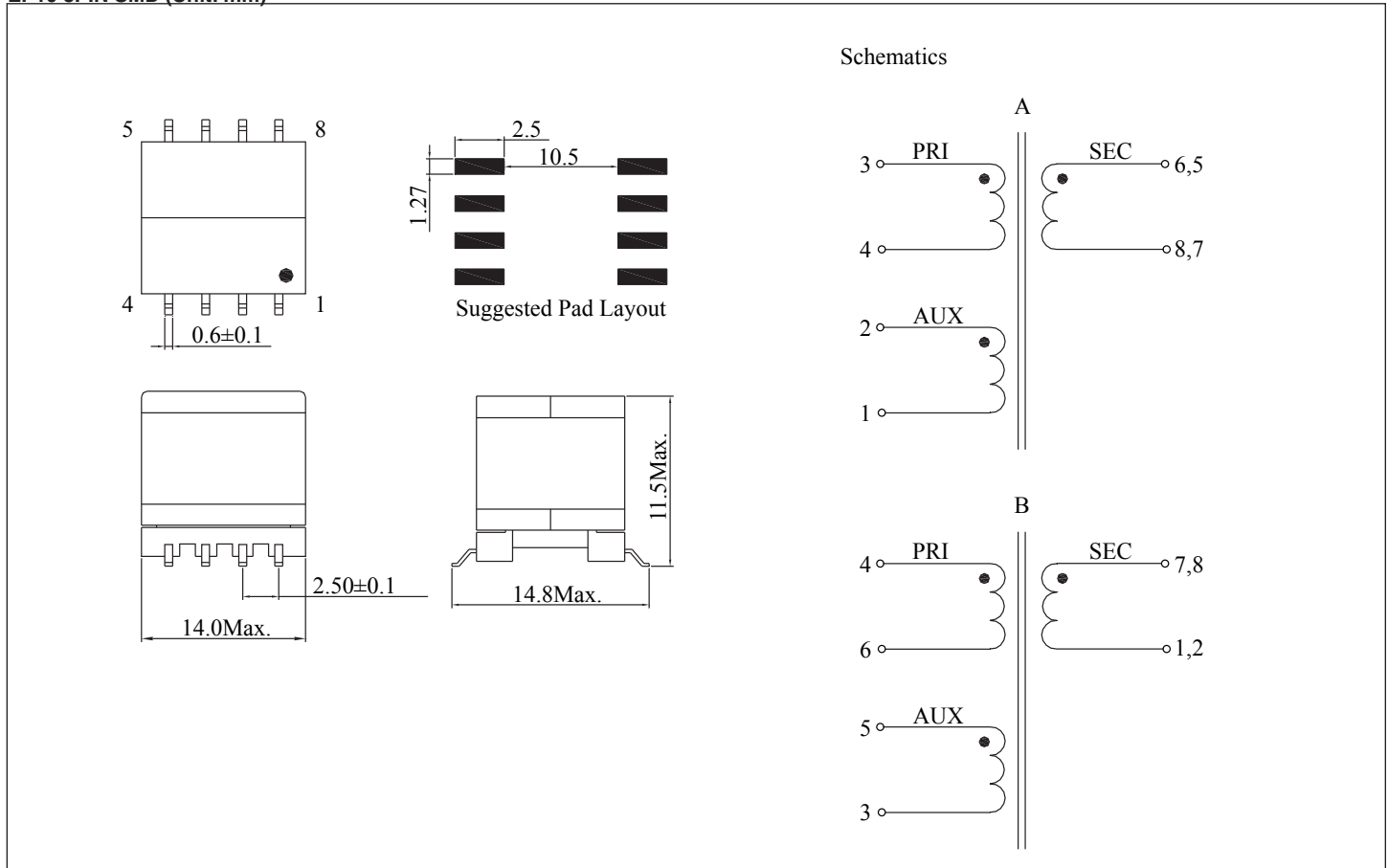
SPECIFICATIONS

EP10 8PIN SMD

Part Number	⁽¹⁾ Turns Ratio Pri:Sec:AUX	⁽²⁾ Inductance ±10% (μH)	Input	⁽³⁾ Leakage Inductance Max. (μH)	⁽⁴⁾ DCR Max. (Ω)			Schematic	⁽⁵⁾ Output Voltage
					Pri	Aux	Sec		
CTPTF-2502EP10	1:0.100:0.150	25.2	36~72V, 300KHZ	2.0	0.25	0.02	0.0035	B	Vo=3.3V/10W, 5V/100mA
CTPTF-2512EP10	1:0.083:0.208	253	33~57V, 200KHZ	7.5	0.42	0.115	0.0075	A	Vo=3.3V/7W, 8V/20mA
CTPTF-1511EP10	1:0.182:0.682	155	33~57V, 200KHZ	5.0	0.53	0.90	0.031	A	Vo=3.3V/7W, 12V/20mA
CTPTF-2001EP10	1:0.222:0.555	20.4	90~50V, 200KHZ	1.5	0.08	0.15	0.0075	A	Vo=3.3V/10W, 8V/20mA
CTPTF-2002EP10	1:0.444:0.388	20.4	9~50V, 200KHZ	1.5	0.08	0.105	0.03	A	Vo=3.3V/10W, 5V/20mA
CTPTF-2513EP10	1:0.125:0.208	253	33~57V, 200KHZ	7.5	0.42	0.115	0.016	A	Vo=5V/7W, 8V/20mA
CTPTF-1512EP10	1:0.273:0.682	155	33~57V, 200KHZ	5.0	0.57	1.00	0.040	A	Vo=5V/7W, 12V/20mA
CTPTF-2611EP10	1:0.286:0.204	264	33~57V, 200KHZ	7.5	0.80	0.115	0.045	A	Vo=12V/7W, 8V/20mA
CTPTF-1611EP10	1:0.682:0.682	155	33~57, 200KHZ	5.0	0.54	0.92	0.37	A	Vo=12V/7W, 12V/20mA

PHYSICAL DIMENSIONS

EP10 8PIN SMD (Unit: mm)



SPECIFICATIONS

EP13 10PIN SMD

Part Number	⁽¹⁾ Turns Ratio Pri:Sec:AUX	⁽²⁾ Inductance ±10% (μH)	Input	⁽³⁾ Leakage Inductance Max. (μH)	⁽⁴⁾ DCR Max. (Ω)			Schematic	⁽⁵⁾ Output Voltage
					Pri	Aux	Sec		
CTPTF-1213EP13	1:0.083:0.208	127	33~5V, 200KHZ	7.5	0.44	0.088	0.006	A	Vo=3.3V/13.5W, 8V/20mA
CTPTF-1611EP13	1:0.167:0.639	155.5	33~57V, 200KHZ	5.0	0.33	0.65	0.011	B	Vo=3.3V/11W, 12V/20mA
CTPTF-7801EP13	1:0.182:0.682	77.4	33~57V, 200KHZ	5.0	0.10	0.27	0.0085	A	Vo=3.3V/13.5W, 12V/20mA
CTPTF-1212EP13	1:0.125:0.208	127	33~57V, 200KHZ	7.5	0.46	0.094	0.012	A	Vo=5V/13.5W, 8V/20mA
CTPTF-7701EP13	1:0.273:0.682	77.4	33~57V, 200KHZ	0.8	0.22	0.25	0.018	A	Vo=5V/13.5W, 12V/20mA
CTPTF-1211EP13	1:0.292:0.208	127	33~57V, 200KHZ	7.5	0.46	0.094	0.055	A	Vo=12V/13.5W, 8V/20mA
CTPTF-7802EP13	1:0.682:0.682	77.4	33~57V, 200KHZ	5.0	0.10	0.27	0.075	A	Vo=12V/13.5W, 12V/20mA
CTPTF-2801EP13	1:0.470:0.294	28.9	33~57V, 200KHZ	1.0	0.058	0.055	0.027	A	Vo=15V/27W, 8V/20mA

PHYSICAL DIMENSIONS

EP13 10PIN SMD (Unit: mm)

