


36

3641 V167

RAST 5 connectors, pitch 5.0 mm



RAST 5 tab header, upright, with positioning spigot,
contact tab silvered

State: Active

Approvals:



36

3641 V167

- *a K = keying
P = positioning
V = space for lock
- *b printed circuit board
- *d printed circuit board layout, solder side view
- *e uneven pole numbers
- *f even pole numbers
- *g bore hole for positioning spigot

Environmental conditions

Temperature range -40 °C/+120 °C

Materials

Insulating body PA GF, V-0 according to UL94¹
Contact tab CuZn, pre-nickel and silver-plated

¹ component glow wire resistant (GWT 750 °C), testing acc. to IEC 60695-2-11, assessment acc. to IEC 60335-1 (flame < 2 s)

Mechanical data





Contact tab 6.3 x 0.8 mm according to DIN 42644

Keying proposals at www.lumberg.com 

Electrical data (at T_{amb} 20 °C)

Rated current 16 A (T_v 70 °C)
Rated voltage 250 V AC
Material group IIIa (IEC)/2 (UL) (CTI ≥ 250)
Creepage distance 4,2 mm
Clearance 4,2 mm
Insulation resistance > 10 GΩ

Associated products

Counterparts
 3625  3625 01  3627
 3628

36

3641 V167

Designation	Pole Number	PU (Pieces)	MDQ (Pieces)	Dimensions		
				A (mm)	B (mm)	C (mm)
3641 02 V167	2	250	1000	5	10.2	12.3
3641 03 V167	3	250	1000	10	15.2	17.3
3641 04 V167	4	250	1000	15	20.2	22.3
3641 05 V167	5	250	1000	20	25.2	27.3
3641 06 V167	6	250	1000	25	30.2	32.3
3641 07 V167	7	250	1000	30	35.2	37.3
3641 08 V167	8	250	1000	35	40.2	42.3
3641 09 V167	9	250	1000	40	45.2	47.3
3641 10 V167	10	250	1000	45	50.2	52.3
3641 11 V167	11	250	1000	50	55.2	57.3
3641 12 V167	12	250	1000	55	60.2	62.3

Designation to be completed by further details (e.g. for keying, color or material options).

Packaging:

in bulk, in a cardboard box