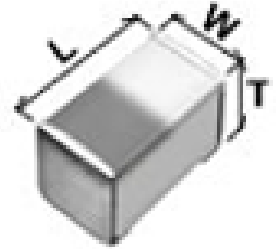


MHQ1005P4N3BTD25



Applications	Automotive Grade
Feature	Multilayer Multilayer
	Non-Mag Core Non-Magnetic Core (Dielectric Ceramic)
	Super High Q Super High Q
	AEC-Q200 AEC-Q200
Series Type	MHQ-P
Status	Production
Brand	TDK



Size	
Length(L)	1.00mm ±0.05mm
Width(W)	0.60mm ±0.05mm
Thickness(T)	0.50mm ±0.10mm
Recommended Land Pattern (A)	0.35mm Nom.
Recommended Land Pattern (B)	0.50mm Nom.
Recommended Land Pattern (C)	0.65mm Nom.

Electrical Characteristics	
Inductance	4.3nH ±0.1nH at 100MHz
Rated Current	800mA
DC Resistance [Typ.]	75.36mΩ
DC Resistance [Max.]	100mΩ
Self Resonant Frequency [Min.]	5GHz
Self Resonant Frequency [Typ.]	7.0954GHz
Q [Min.]	23 at 250MHz
Q [Typ.]	27 at 250MHz

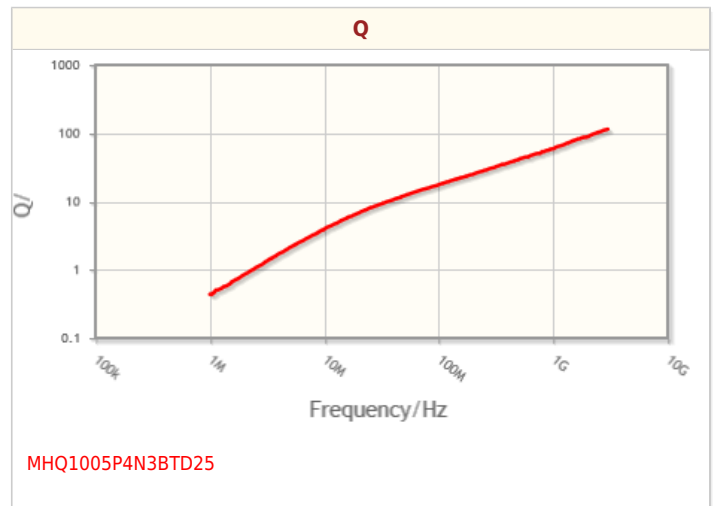
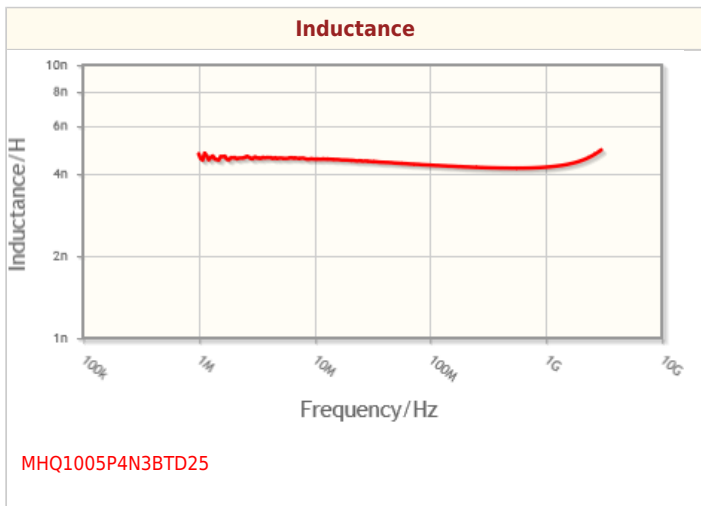
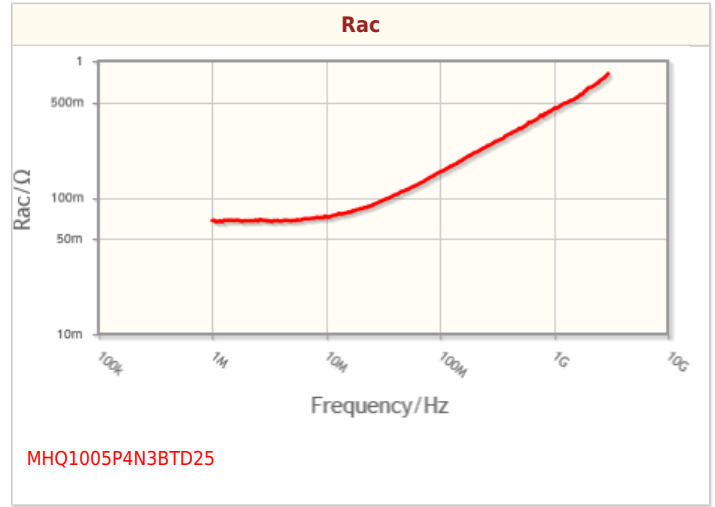
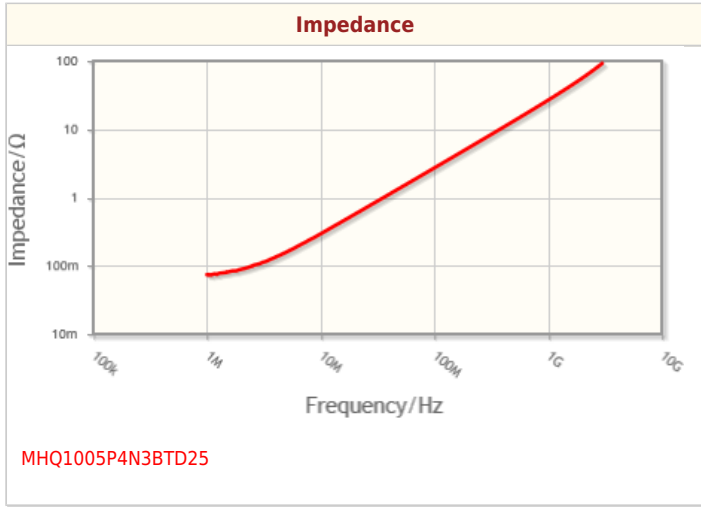
Other	
Operating Temp. Range (Including Self-Temp. Rise)	-55 to 125°C
Soldering Method	Reflow
AEC-Q200	Yes
Packing	Punched (Paper)Taping [180mm Reel]
Package Quantity	10000pcs
Weight	0.001g

! Images are for reference only and show exemplary products.
! This PDF document was created based on the data listed on the TDK Corporation website.
! All specifications are subject to change without notice.

MHQ1005P4N3BTD25



Characteristic Graphs(This is reference data, and does not guarantee the products characteristics.)



! Images are for reference only and show exemplary products.
! This PDF document was created based on the data listed on the TDK Corporation website.
! All specifications are subject to change without notice.



Associated Images

