



TAI-SAW TECHNOLOGY CO., LTD.

No. 3, Industrial 2nd Rd., Ping-Chen Industrial District,
Taoyuan, 324, Taiwan, R.O.C.

TEL: 886-3-4690038 FAX: 886-3-4697532

E-mail: tstsales@mail.taisaw.com Web: www.taisaw.com

Product Specifications Approval Sheet

Product Description: 432.5MHz5.0MHzBW SMD 3.8x3.8 mm SAW RF Filter

TST Parts No.:TA2319A

Customer Parts No.: _____

Company: _____
Division: _____
Approved by : _____
Date: _____

Checked by: _____ Kazuma Lee *Kazuma Lee*

Approval by: _____ Andy Yu *Andy Yu*

Date: _____ 11/29/2017

1. Customer signed back is required before TST can proceed with sample build and receive orders.
2. Orders received without customer signed back will be regarded as agreement on the specifications.
3. Any specifications changes must be approved upon by both parties and a new revision of specifications shall be released to reflect the changes.



TAI-SAW TECHNOLOGY CO., LTD.

No. 3, Industrial 2nd Rd., Ping-Chen Industrial District,
Taoyuan, 324, Taiwan, R.O.C.

TEL: 886-3-4690038 FAX: 886-3-4697532

E-mail: tstsales@mail.taisaw.com Web: www.taisaw.com

SAW Filter 432.5MHz

MODEL NO.:TA2319A

REV. NO : 1.0

A. MAXIMUM RATING:

1. Input Power Level: 20 dBm
2. DC Voltage : 3V
3. Operating Temperature: -40°C to +85°C
4. Storage Temperature: -40°C to +85°C
5. Moisture Sensitivity Level: Level 1(MSL1)

RoHS Compliant
Lead free
Lead-free soldering

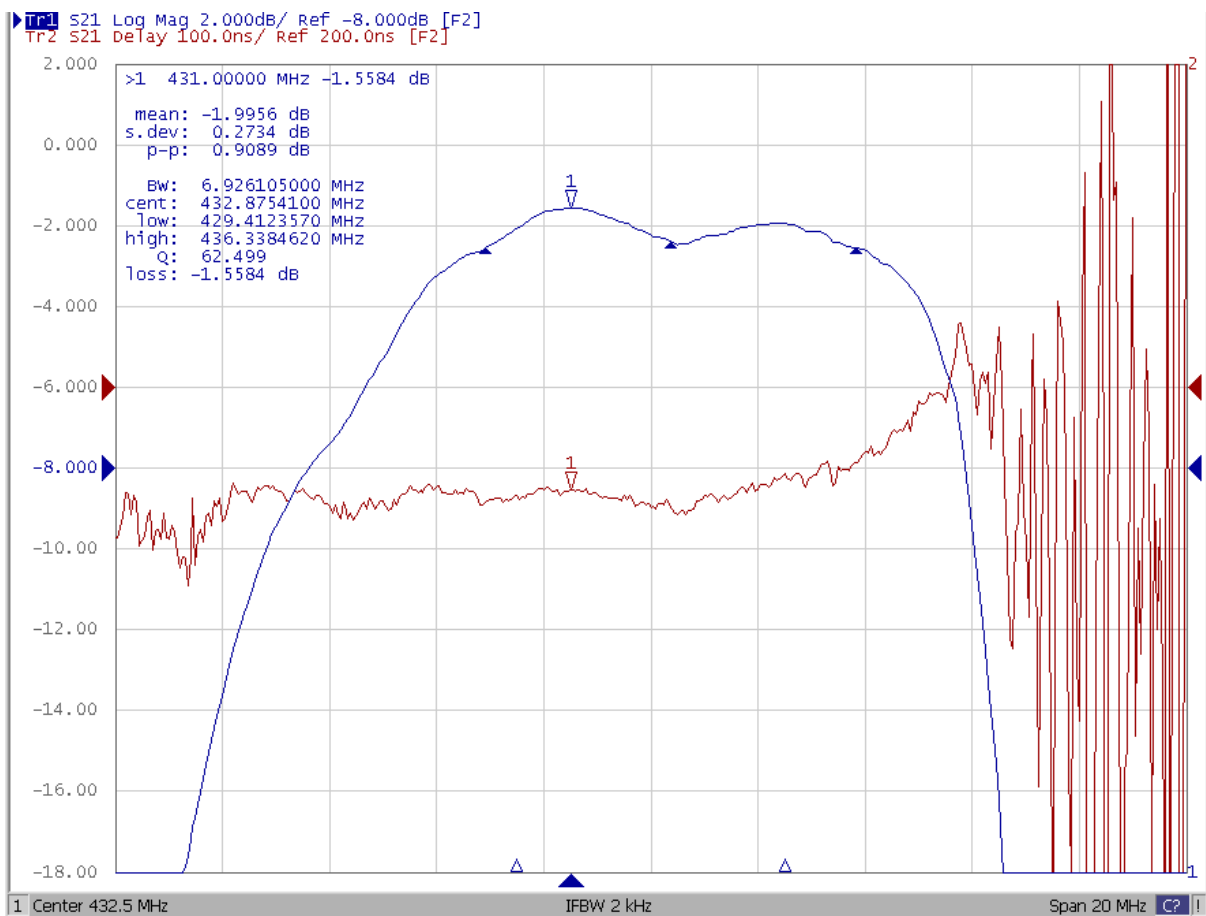
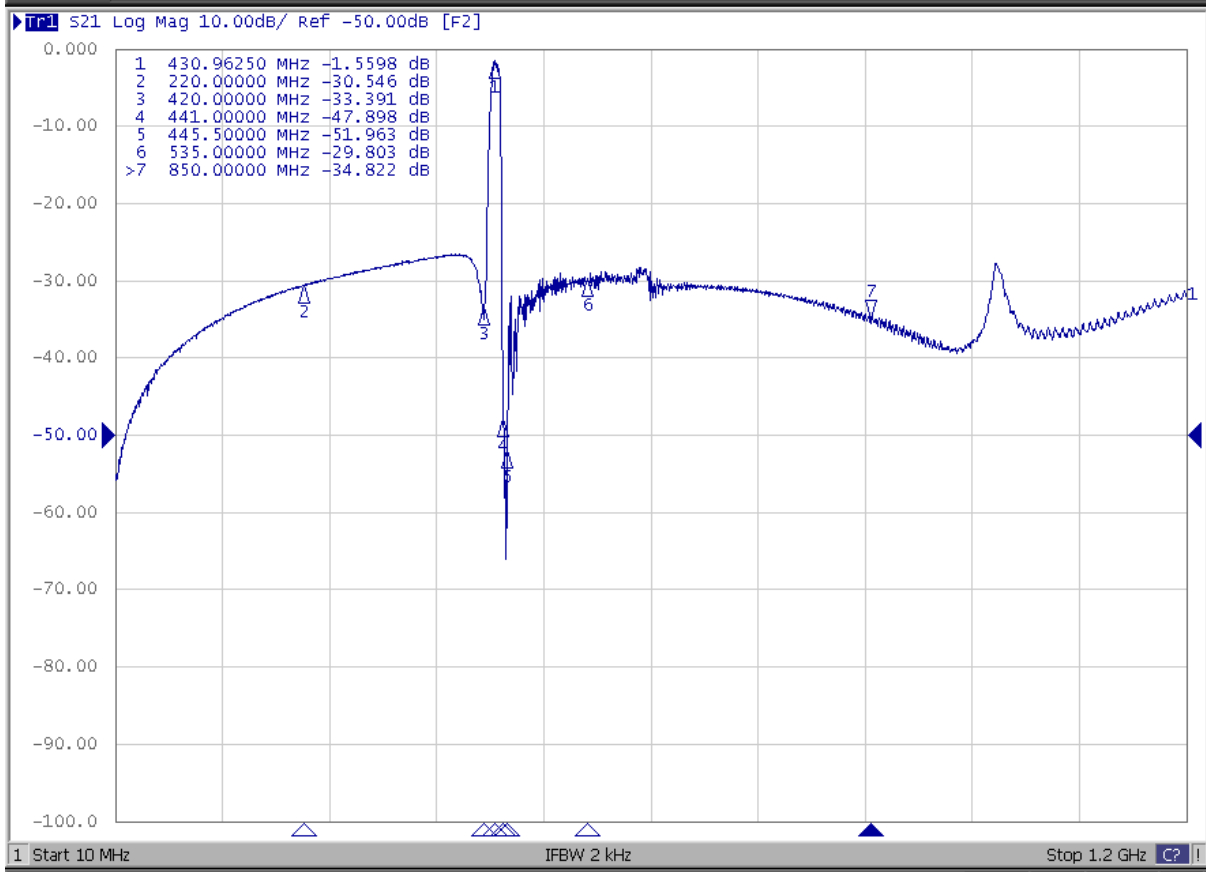
Electrostatic Sensitive Device

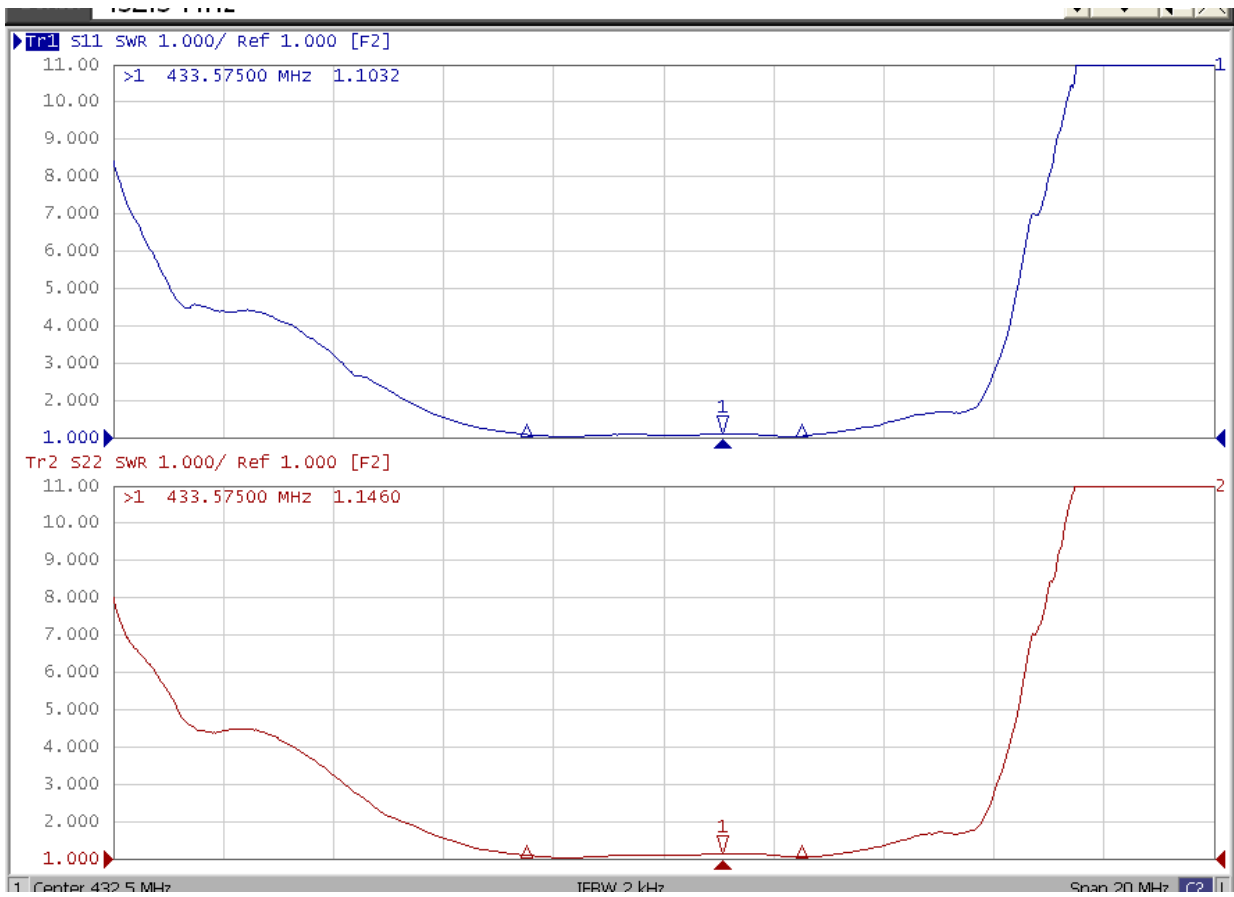
B. ELECTRICAL CHARACTERISTICS:

Ambient Temperature: 25°C

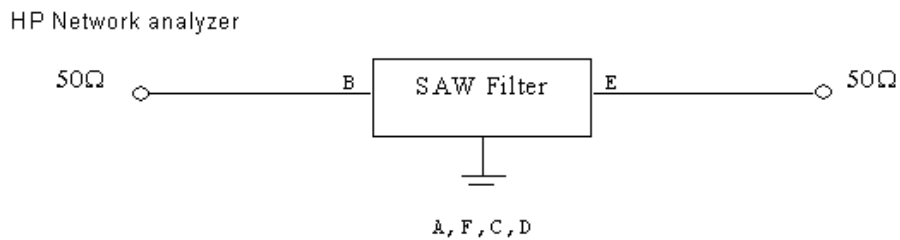
Item	Unit	Min.	Type.	Max.	Note
Center frequency, F_c	MHz	-	432.5	-	-
Insertion Loss IL _{min}	dB	-	1.56	2.50	-
VSWR 430 - 435 MHz	-	-	1.2	2.0	-
Amplitude Ripple 430 - 435 MHz	dB	-	0.9	1.2	-
Group Delay 430 - 435 MHz	nS	-	73	150	-
Attenuation:(Reference level from 0 dB)					
DC – 220.00MHz	dB	28	30	-	-
220.00-420.00MHz	dB	25	27	-	-
441.00-445.00MHz	dB	35	45	-	-
445.00-535.00Hz	dB	25	29	-	-
535.00-850.00MHz	dB	25	28	-	-
850.00- 1200.00 MHz	dB	25	28	-	-
Temperature Coefficient	ppm/°C	-	-32	-	-
Source Impedance	Ohm	-	50	-	-
Load Impedance	Ohm	-	50	-	-

C. FREQUENCY CHARACTERISTICS:

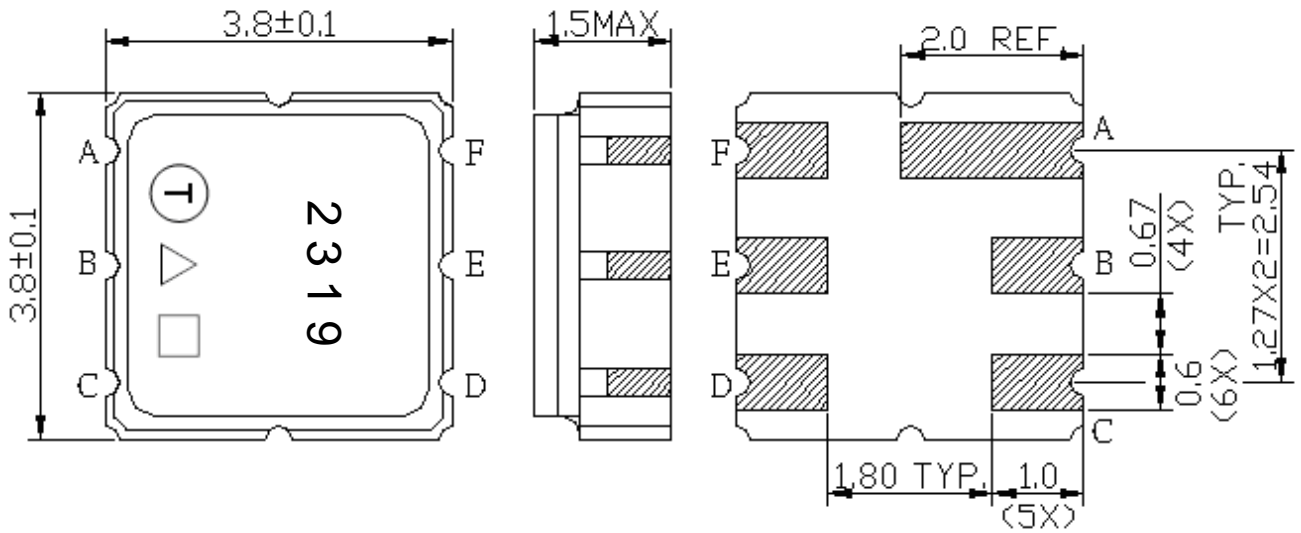




D. MEASUREMENT CIRCUIT:



E. OUTLINE DRAWING:



#B: Input

#E: Output

Other: Ground

Unit: mm

□: Week Code

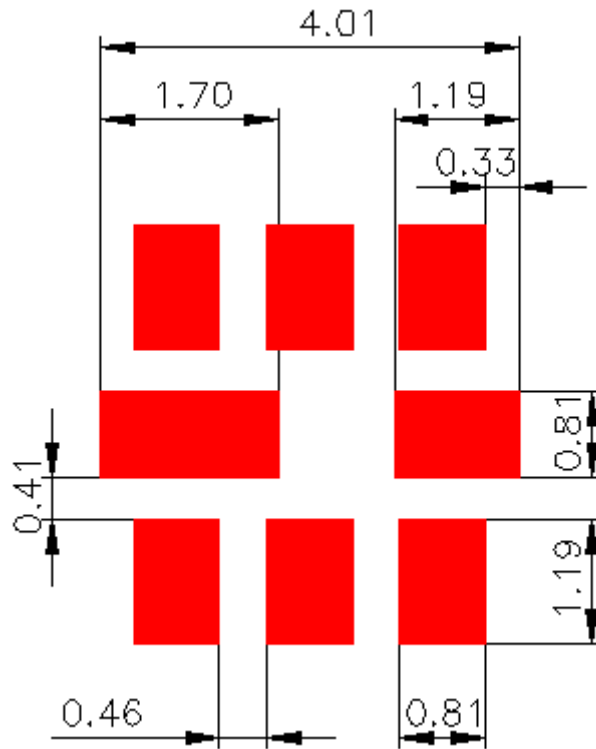
△: Product / Year Code

Year	2017 2019	2018 2020
Product Code	A	a

Week Code Table

WK01	WK02	WK03	WK04	WK05	WK06	WK07	WK08	WK09	WK10	WK11	WK12	WK13
A	B	C	D	E	F	G	H	I	J	K	L	M
WK14	WK15	WK16	WK17	WK18	WK19	WK20	WK21	WK22	WK23	WK24	WK25	WK26
N	O	P	Q	R	S	T	U	V	W	X	Y	Z
WK27	WK28	WK29	WK30	WK31	WK32	WK33	WK34	WK35	WK36	WK37	WK38	WK39
a	b	c	d	e	f	g	h	i	j	k	l	m
WK40	WK41	WK42	WK43	WK44	WK45	WK46	WK47	WK48	WK49	WK50	WK51	WK52
n	o	p	q	r	s	t	u	v	w	x	y	z

F. PCB FOOTPRINT:



G. PACKING:

1. REEL DIMENSION

(Please refer to FR-75D10 for packing quantity and FR-75M03 for MSL)

