


TPIBU151 SERIES

150W Open Frame Type
Industrial Power Supplies

Features:

- Wide Operating Voltage 90 to 260 VAC, 47 to 63 Hz
- Internal EMI filter
- Single Output
- Active Power Factor Correction
- Power Fail Detect (Optional)
- Synchronous Rectification
- Operating temperature -20~70°C
- Class I
- 3 year warranty



Electrical Characteristics:

| | | | |
|-------|--|--|------------------|
| Vin | Safety Approvals Input Voltage Range | | 100~240VAC |
| | Operate Voltage Range | | 90~260VAC |
| fin | Input Frequency | | 47~63Hz |
| PF | Power Factor Correction | Io=Full load, Vin=240VAC | 0.95~1 |
| Po | Output Power Range | | See rating chart |
| Vo | Output Voltage Range | | See rating chart |
| Io | Output Current Range | | See rating chart |
| Iil | Input Current (Low Line) | Io=Full load, Vin=100VAC | 2.0A (max.) |
| Iih | Input Current (High Line) | Io=Full load, Vin=240VAC | 2.0A (max.) |
| Ir | Low Line Inrush Current | Io=Full load, 25°C, Cool start, Vin=115VAC | 54A (max.) |
| | High Line Inrush Current | Io=Full load, 25°C, Cool start, Vin=230VAC | 108A (max.) |
| Eff | Efficiency | Io=Full Load, Vin=230VAC | 85~90% |
| REG-i | Line Regulation | Io=Full Load | 0.5~1% |
| REG-o | Load Regulation | Vin=230VAC | 2~5% |
| OVP | Over Voltage Protection | Over Voltage Protection | 112~132% |
| OCP | Over Current Protection | Over Current Protection | 110~150% |
| Ttr | Time of Transient Response | Io=Full Load to Half Load, Vin=100VAC | 4mS (max.) |
| Th | Hold-Up Time | Io=Full Load, Vin=110VAC | 16mS (min.) |
| Ts | Start Up Time | Io=Full Load, Vin=100VAC | 3S (max.) |
| Vp-p | Ripple & Noise(Peak to Peak) | Full Load, Vin=90VAC | 1% (max.) |
| Iik | Safety Ground Leakage Current | Vin=240VAC/60Hz | 0.75mA (max.) |
| TC | Temperature Coefficient | All output | ±0.04%/°C |
| Pno | No-Load Power Consumption | No load, Vin=230VAC | See rating chart |
| Vps | Dielectric Withstanding Voltage for Primary to secondary | Primary to secondary | 4242VDC (min.) |
| Vpg | Dielectric Withstanding Voltage for Primary to PE | Primary to PE | 2837VDC (min.) |
| Ris | Isolation Resistance | Test Voltage=500VDC | 50MΩ (min.) |

Application:

- Industrial PC
- Electrical Test & Measurement Instruments
- Communication equipment
- AV equipment

Safety Approvals:

c  us  



UL/c-UL(UL 60950-1:2nd Edition)
TUV/GS(EN 60950-1:2nd Edition)

Environmental

| | | |
|------|---|--------------------|
| To | Operating Temperature | See derating curve |
| Ts | Storage Temperature | -40~85°C |
| Ho | Operating Humidity | 0~95% |
| Hr | Storage Humidity | 0~95% |
| MTBF | Operating Temperature at 25°C, calculated per MIL-HDBK-217F | 0.1M Hrs (min.) |
| Pd | Derate linearly from 100% load at 50°C to 50% load at 70°C | |



TPIBU151 SERIES

150W Open Frame Type
Industrial Power Supplies

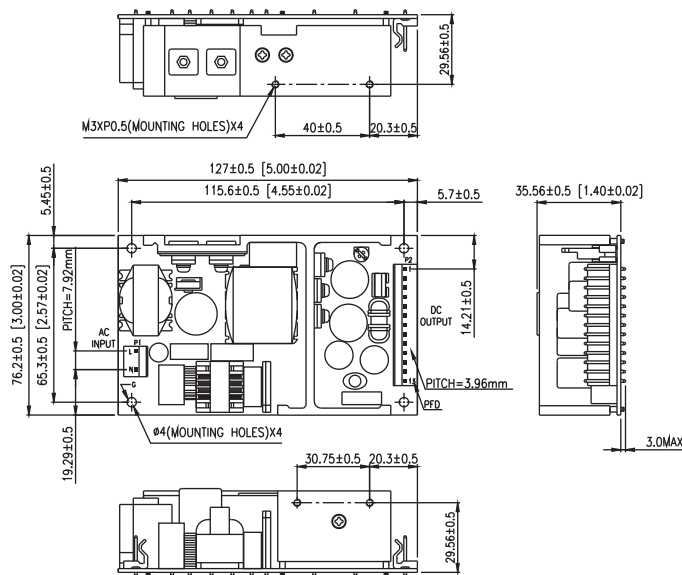
Output Voltage And Current Rating Chart (Single Output) :

| Model Number | Output Voltage | Output Current | Total Regulation | Max. Output Power | Pno (max.) |
|--------------|----------------|----------------|------------------|-------------------|------------|
| TPIBU151-104 | 9 VDC | 16.0 A | 5% | 144W | 3W |
| TPIBU151-105 | 12 VDC | 12.5 A | 5% | 150W | 3W |
| TPIBU151-106 | 15 VDC | 10.0 A | 5% | 150W | 3W |
| TPIBU151-107 | 18 VDC | 8.33 A | 4% | 150W | 3W |
| TPIBU151-108 | 24 VDC | 6.25 A | 3% | 150W | 3W |
| TPIBU151-109 | 30 VDC | 5.00 A | 2% | 150W | 3W |
| TPIBU151-110 | 36 VDC | 4.17 A | 2% | 150W | 3.5W |
| TPIBU151-111 | 48 VDC | 3.13 A | 2% | 150W | 3.5W |

PIN CHART

| PIN MODEL | 1 | 2 | 3 | 4 | 5 | 6 | 7 | 8 | 9 | 10 | 11 | 12 | 13 (Optional) |
|--------------|-----|-----|-----|-----|-----|-----|-----|-----|-----|-----|-----|-----|---------------|
| TPIBU151-1XX | OUT | OUT | OUT | OUT | OUT | OUT | RTN | RTN | RTN | RTN | RTN | RTN | PFD |

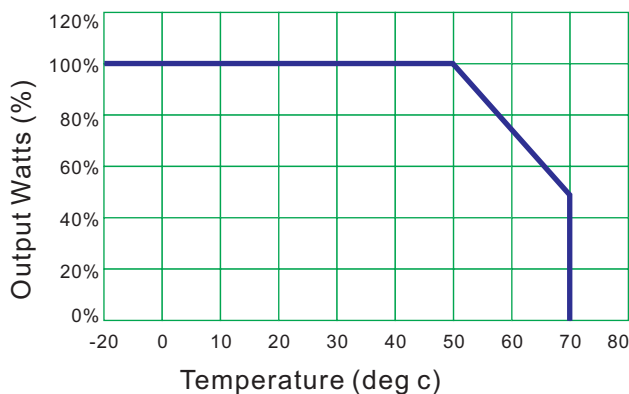
Mechanical Specifications:



Note:

1. Dimensions are shown in mm.
2. Weight: 390gs approx.
3. Input connector mates with Molex housing 09-52-4034 and Molex 2478 series crimp terminal.
4. Output connector mates with Molex housing 09-52-4134 and Molex 2478 series crimp terminal.

Derating Curve :



1. Operating Temperature: -20 to 70°C
2. Derate linearly from 100% load at 50°C to 50% load at 70°C

