

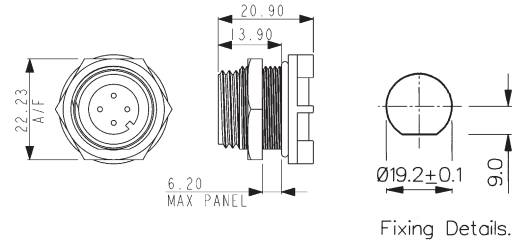
400 Series Buccaneer®

REAR PANEL MOUNTING CONNECTOR



PX0413/xxP PX0413/xxS

- Mates with PX0410
- Rear panel mounting
- Single hole fixing
- Contacts supplied separately
- 4, 6 or 8 pole

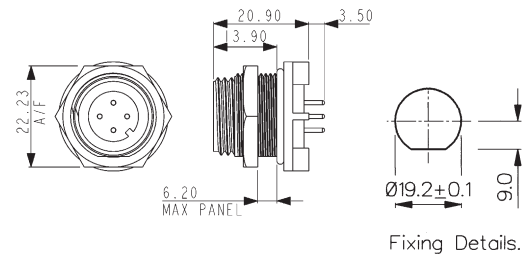


PCB MOUNTING CONNECTOR



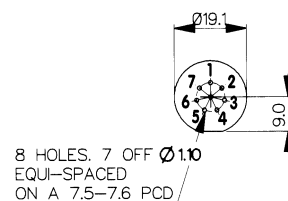
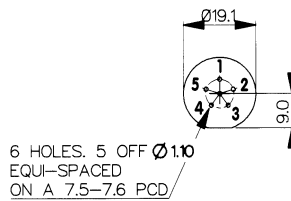
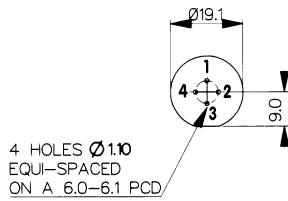
PX0413/xxP/PC PX0413/xxS/PC

- Mates with Flex Cable connector PX0410
- PCB mount panel plug & socket
- Straight PC spills
- Supplied with Gold Plated contacts
- 4, 6 or 8 pole



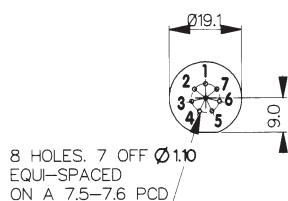
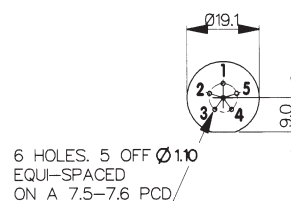
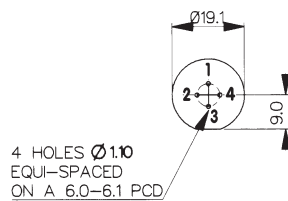
Sockets

Contact Nos viewed from rear of panel



Pins

Contact Nos viewed from rear of panel



PART NO. SYSTEM

PX04xx / xx x / xxxx

Body Styles

- PX0410** = Flex body
- PX0411** = Flex in-line body
- PX0412** = Front panel mounting body
- PX0413** = Rear panel/PCB mounting body

Number Contacts

- 02** = 2 pole, **03** = 3 pole, **04** = 4 pole, **06** = 6 pole
- 08** = 8 pole, **10** = 10 pole, **12** = 12 pole
- (PX0413: 4, 6 & 8 pole only)

Contact Type

- P** = Pin, **S** = Socket

Cable Entry Size or Panel Mount

PX0410 and PX0411:

- | | |
|--|------------------------------------|
| 3035 = 3.0 - 3.5mm (Light Grey) | 5055 = 5.0 - 5.5mm (Yellow) |
| 3540 = 3.5 - 4.0mm (Grey) | 5560 = 5.5 - 6.0mm (Blue) |
| 4045 = 4.0 - 4.5mm (Green) | 6065 = 6.0 - 6.5mm (White) |
| 4550 = 4.5 - 5.0mm (Red) | 6570 = 6.5 - 7.0mm (Black) |

Cable gland and collet supplied in colour coded pairs.

PX0412: Suffix not required - leave blank

PX0413:

- PC** = Pre-loaded PC pins
- Blank** = no pins supplied

Examples:

- PX0413/04P/PC = Rear panel/PCB connector, 4 pin contacts, PCB mounting
- PX0413/06P = Rear panel mounting connector, for 6 pin contacts (supplied less contacts)