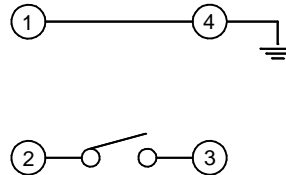
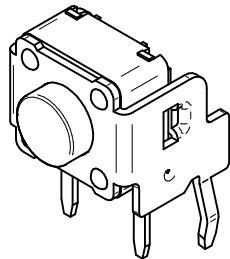
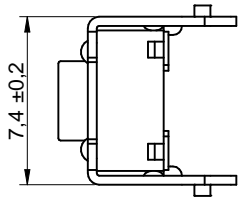


P.C.B. MOUNTING PLAN



SCHEMATIC



**TECHNICAL CHARACTERISTICS**

**SPECIFICATION**

- >Rating: 50mA, 12VDC
- >Contact Resistance: Initial: 100mOHM max. After Life Test: 20HM max.
- >Insulation Resistance: min. 100MOHM at 500VDC
- >Dielectric Strength: 250VAC for 1 minute
- >Stroke: 0.25 +0.2mm / - 0.1mm
- >Bounce: 10ms max.

**MATERIAL**

- >Cover: Carbon Steel Plate
- >Stem: LCP UL 94V-0
- >Frame: PA9T UL 94V-0, color Black
- >Contact: Stainless Steel with silver
- >Terminal: Copper alloy with silver plating

**SOLDERING INFORMATION**

- >Terminal in THT version
- >Wave soldering 260°C 10sec. max
- >Hand soldering under 350°C for 3 sec. max

**ENVIRONMENTAL**

- >Storage condition: -40°C ~ +85°C
- >Operation condition: -40°C ~ +85°C
- >Compliance: Lead Free, ROHS, Reach

**PACKAGING INFORMATION**

>Bulk

PN	Force	Color of Stem	Life cycle	-031		-038		-058		-083	
				H	Ø D	H	Ø D	H	Ø D	H	Ø D
431 256 xxx 716	160g ± 50gf	Black	200.000	3.15	3.5	3.85	3.5	5.85	3.0	8.35	3.0
431 256 xxx 726	260g ± 50gf	White	200.000								
431 256 xxx 736	360g ± 80gf	Salmon	200.000								

Scale - 3:1

This electronic component is designed and developed with the intention for use in general electronics equipments.

Before incorporating the components into any equipments in the field such as aerospace, aviation, nuclear control, submarine, transportation, (automotive control, train control, ship control), transportation signal, disaster prevention, medical, public information network etc. where higher safety and reliability are especially required or if there is possibility of direct damage or injury to human body, Wurth Elektronik must be asked for a written approval.

In addition, even electronic component in general electronic equipments, when used in electrical circuits that require high safety, reliability functions or performance, the sufficient reliability evaluation-check for the safety must be performed before by the user before usage.

				<b>GENERAL TOLERANCE</b> .x = +/- 0,2 .xx = +/- 0,15			Basic material					
				Date		Name		DESCRIPTION				
				Drawn 11-05-17		Jelisarow						
e	Material change	14-08-19	AL	Checked	11-05-17	Hsu	WS-TATU 6x6mm right angle Tact Switch, THT version					
d	revised MatchCode	14-07-25	AL									
c	Bounce 10ms max.	14-04-11	DaF					Scale	3:1	Position		SIZE
b	new values in chart	12-09-13	WJ									
a	warning text	11-10-28	WJ							Drawing.- No. 4312x6xxx7x6		A4
REV	FILE	DATE	BY	EDV NO	4312x6xxx7x6.dft			System :Solid Edge V20				