



MMBD3004A/C/S

HIGH VOLTAGE SURFACE MOUNT SWITCHING DIODE

VOLTAGE 350 Volt **POWER** 410 mWatt

SOT-23 Unit : inch(mm)

FEATURES

- Fast Switching Speed
- Surface Mount Package Ideally Suited for Automatic Insertion
- High Conductance
- High Reverse Breakdown Voltage Rating
- Lead free in compliance with EU RoHS 2011/65/EU directive
- Green molding compound as per IEC61249 Std. . (Halogen Free)

MECHANICAL DATA

Case: SOT-23, Plastic

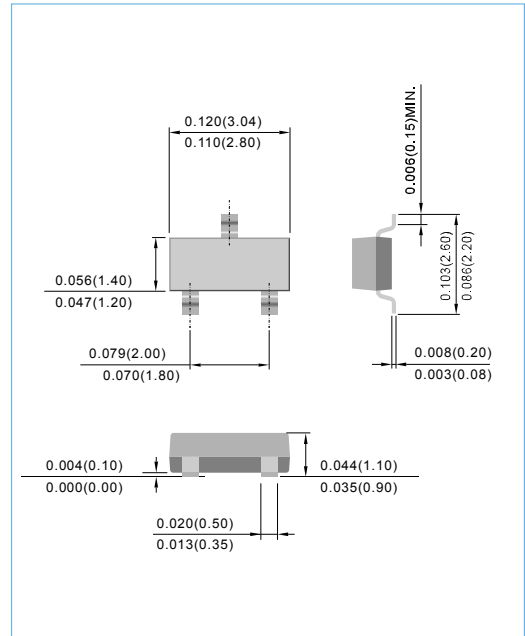
Terminals: Solderable per MIL-STD-750, Method 2026

Approx. Weight: 0.0003 ounces, 0.0084 grams

Marking : MMBD3004A : P11

MMBD3004C : P12

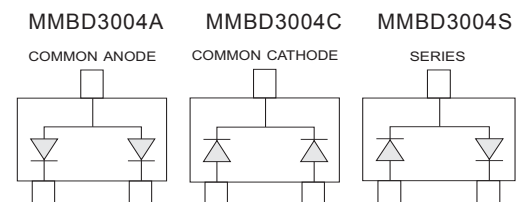
MMBD3004S : P13



MAXIMUM RATINGS(T_A=25°C, unless otherwise specified)

CHARACTERISTIC	SYMBOL	VALUE	UNIT
Repetitive Peak Reverse Voltage	V _{RRM}	350	V
Working Peak Reverse Voltage DC Blocking Voltage	V _{RFWM} V _R	240	V
RMS Reverse Voltage	V _{R(RMS)}}	212	V
Forward Continuous Current (Note 1)	I _F	225	mA
Peak Repetitive Forward Current (Note 1)	I _{FRM}	625	mA
Non-Repetitive Peak Forward Surge Current @ t=0.001ms @ t=1000ms	I _{FSM}	4.0 1.0	A
Power Dissipation (Note 1)	P _d	410	mW
Typical Thermal Resistance Junction to Ambient Air (Note 1)	R _{θJA}	310	°C/W
Operating and Storage Temperature Range	T _J , T _{STG}	-55 to + 150	°C

Notes : 1. Part mounted on FR-4 board with recommended pad layout.





MMBD3004A/C/S

ELECTRICAL CHARACTERISTICS(T_A=25°C,unless otherwise specified,per element)

CHARACTERISTIC	SYMBOL	MIN	TYP	MAX	UNIT	TEST CONDITION
Reverse Breakdown Voltage (Note 2)	V _{(BR)R}	350	-	-	V	I _R =150μA
Forward Voltage (Note 2)	V _F	-	0.78 0.93 1.03	0.87 1.0 1.25	V	I _F =20mA I _F =100mA I _F =200mA
Reverse Current (Note 2)	I _R	-	30	100	nA	V _R =350V
Total Capacitance	C _T	-	1.0	5.0	pF	V _R =0V,f=1.0MHz
Reverse Recovery Time	trr	-	-	50	ns	I _F =I _R =30mA I _{tr} =3.0mA,R _L =100Ω

Notes : 2. Short duration test pulse used to minimize self-heating effect

ELECTRICAL CHARACTERISTICS CURVES

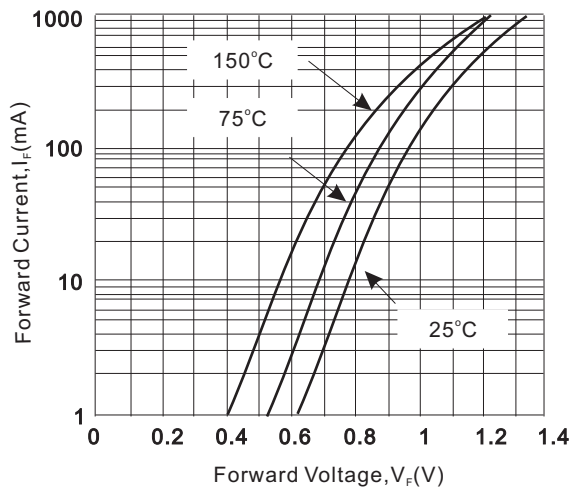


FIG.1 Typical Forward

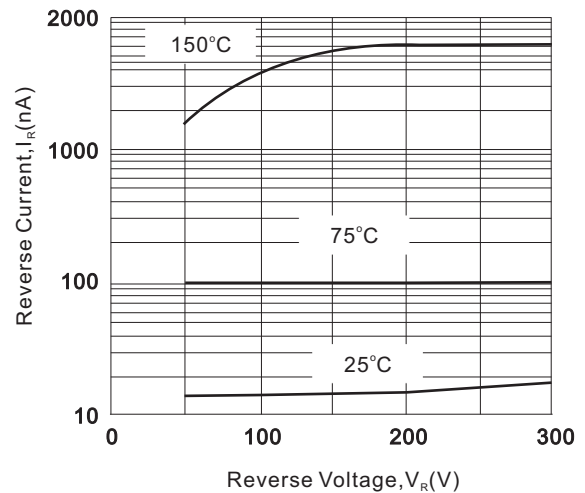


FIG.2 Typical Reverse

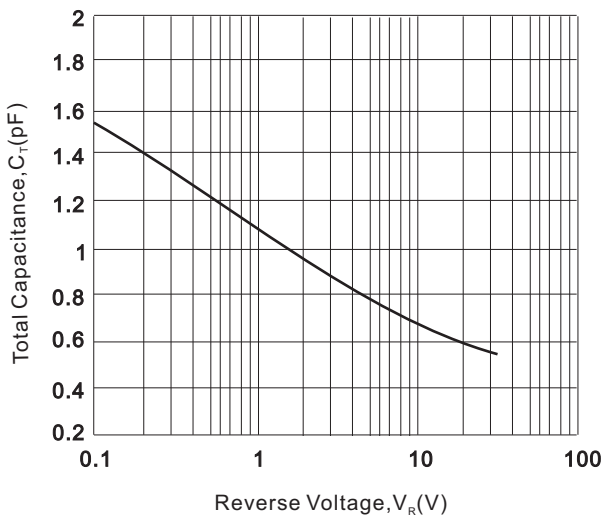


FIG.3 Typical Capacitance

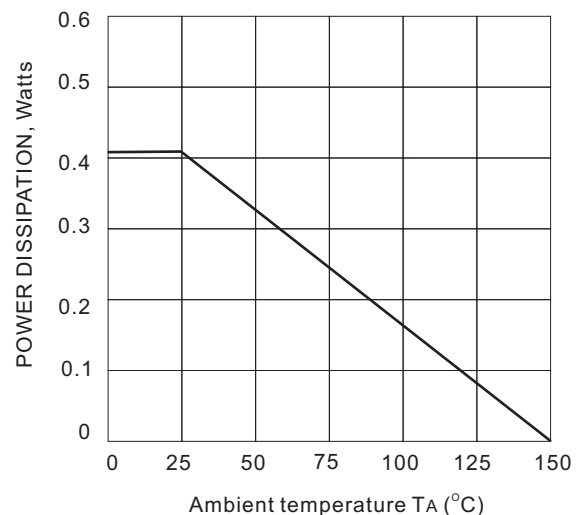
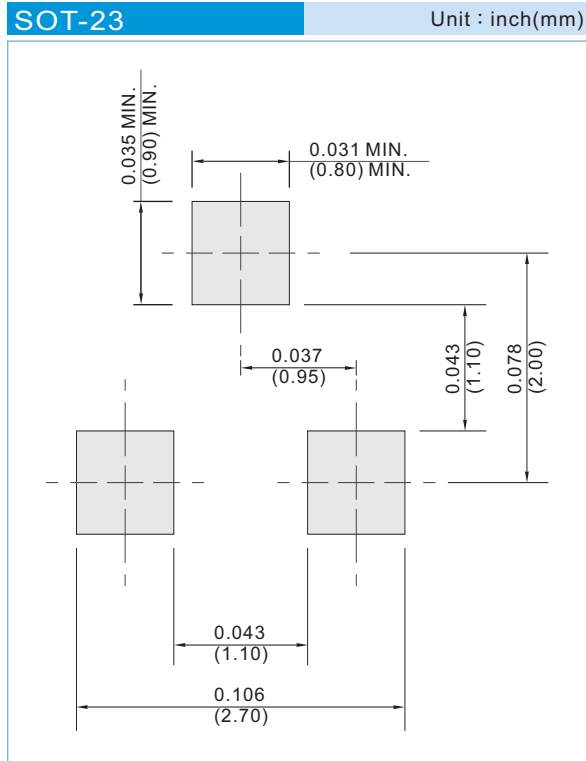


FIG.4 Forward current derating curve



MMBD3004A/C/S

MOUNTING PAD LAYOUT



ORDER INFORMATION

- Packing information
 - T/R - 12K per 13" plastic Reel
 - T/R - 3K per 7" plastic Reel



MMBD3004A/C/S

Part No_packing code_Version

MMBD3004A_R1_00001

MMBD3004A_R2_00001

For example :

RB500V-40_R2_00001



Packing Code XX				Version Code XXXXX		
Packing type	1 st Code	Packing size code	2 nd Code	HF or RoHS	1 st Code	2 nd ~5 th Code
Tape and Ammunition Box (T/B)	A	N/A	0	HF	0	serial number
Tape and Reel (T/R)	R	7"	1	RoHS	1	serial number
Bulk Packing (B/P)	B	13"	2			
Tube Packing (T/P)	T	26mm	X			
Tape and Reel (Right Oriented) (TRR)	S	52mm	Y			
Tape and Reel (Left Oriented) (TRL)	L	PANASERT T/B CATHODE UP (PBCU)	U			
FORMING	F	PANASERT T/B CATHODE DOWN (PBCD)	D			



MMBD3004A/C/S

Disclaimer

- Reproducing and modifying information of the document is prohibited without permission from Panjit International Inc..
- Panjit International Inc. reserves the rights to make changes of the content herein the document anytime without notification. Please refer to our website for the latest document.
- Panjit International Inc. disclaims any and all liability arising out of the application or use of any product including damages incidentally and consequentially occurred.
- Panjit International Inc. does not assume any and all implied warranties, including warranties of fitness for particular purpose, non-infringement and merchantability.
- Applications shown on the herein document are examples of standard use and operation. Customers are responsible in comprehending the suitable use in particular applications. Panjit International Inc. makes no representation or warranty that such applications will be suitable for the specified use without further testing or modification.
- The products shown herein are not designed and authorized for equipments requiring high level of reliability or relating to human life and for any applications concerning life-saving or life-sustaining, such as medical instruments, transportation equipment, aerospace machinery et cetera. Customers using or selling these products for use in such applications do so at their own risk and agree to fully indemnify Panjit International Inc. for any damages resulting from such improper use or sale.
- Since Panjit uses lot number as the tracking base, please provide the lot number for tracking when complaining.