

Circuit Breaker for Equipment thermal, Rocker actuation, 3 poles



See below:

Approvals and Compliances

Description

- Thermal circuit breaker
- 3-pole
- Snap-in version
- Positively trip-free release
- Different rocker colours
- High configurability
- Wide current range

Applications

- Power tools
- Industrial appliances
- Equipment for construction
- Cleaning equipment
- Commercial and household kitchen appliances

Weblinks

[pdf datasheet](#), [html-datasheet](#), [General Product Information](#), [Distributor-Stock-Check](#), [Detailed request for product](#), [Product News](#)

Technical Data

Rated Voltage AC	415 Y / 240 V; 50/60 Hz	Overload	IEC: min. 40 trips @ 6 x I _r , cos φ 0.6
Rated current range AC	0.05 - 12 A		UL / CSA: min. 50 trips @ 1.5 x I _r , cos φ 0.75
Conditional short circuit capacity	0.05...12 A: 2 kA @ 415 VAC	Ambient temperature	-30°C to 60°C
Degree of Protection	from front side IP 40 acc. to IEC 60529	Vibration Resistance	± 0.75 mm @ 10 - 60 Hz acc. to IEC 60068-2-6, test Tc 10 G @ 60 - 500 Hz acc. to IEC 60068-2-6, test Tc
Dielectric Strength	50Hz: > 2.5 kV Impulse 1.2/50 μs: > 4 kV	Shock Resistance	30 G / 18ms acc. to IEC 60068-2-27, test Ea
Insulation Resistance	500VDC > 100 MΩ	Tripping Type	Thermal
Lifetime	mechanical: 50'000 switching cycles AC: 1 x I _r , cos φ 0.6: 50'000 switching cycles DC: 1 x I _r , L/R = 2 - 3 ms: 50'000 switching cycles	Actuation Type	Rocker
		Weight	43.0 - 45.0g

Approvals and Compliances

Detailed information on product approvals, code requirements, usage instructions and detailed test conditions can be looked up in [Details about Approvals](#)

Approvals

The approval mark is used by the testing authorities to certify compliance with the safety requirements placed on electronic products.

Approval Reference Type: TA35

Approval Logo	Certificates	Certification Body	Description
	VDE Approvals	VDE	VDE Certificate Number: 40019754
	UL Approvals	UL	UL File Number: E71572
	CQC Approvals	CQC	CCC Certificate Number: 2013010307598660

Product standards

Product standards that are referenced

Organization	Design	Standard	Description
	Designed according to	IEC 60934	Circuit-breakers for equipment (CBE)
	Designed according to	UL 1077	Standard for Supplementary Protectors for Use in Electrical Equipment
	Designed according to	CSA C22.2 No. 235	Supplementary Protectors
	Designed according to	GB 17701	Circuit-breaker for equipment





Application standards

Application standards where the product can be used

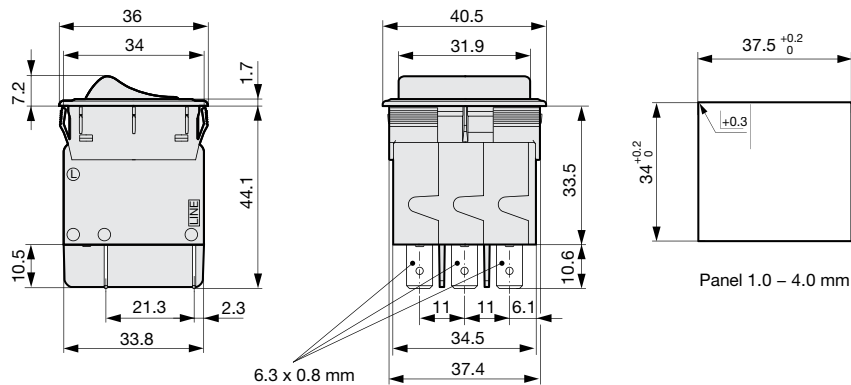
Organization	Design	Standard	Description
	Designed for applications acc.	IEC/UL 60950	IEC 60950-1 includes the basic requirements for the safety of information technology equipment.

Compliances

The product complies with following Guide Lines

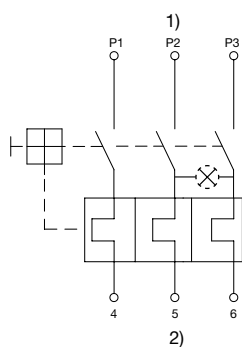
Identification	Details	Initiator	Description
	CE declaration of conformity	SCHURTER AG	The CE marking declares that the product complies with the applicable requirements laid down in the harmonisation of Community legislation on its affixing in accordance with EU Regulation 765/2008.
	RoHS	SCHURTER AG	EU Directive RoHS 2011/65/EU
	China RoHS	SCHURTER AG	The law SJ / T 11363-2006 (China RoHS) has been in force since 1 March 2007. It is similar to the EU directive RoHS.
	REACH	SCHURTER AG	On 1 June 2007, Regulation (EC) No 1907/2006 on the Registration, Evaluation, Authorization and Restriction of Chemicals 1 (abbreviated as "REACH") entered into force.

Dimension [mm]



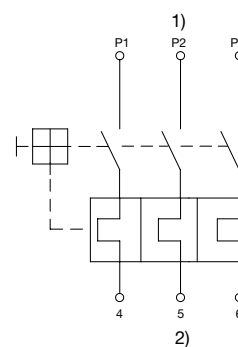
Diagrams

3-pole, 3 bimetal, illuminated



1) Line, 2) Load
 Codepos AAA = CD1





3-pole, 3 bimetal, non illuminated



1) Line, 2) Load
 Codepos AAA = CKD, CLD

The keys / codepos are listed in the key table of the basic function for selection.

Approvals

Approval		Rated current	Rated voltage AC	Rated voltage DC
	UL 1077	0.05...12 A	415 Y/ 240 V	-
	CSA C22.2 235	0.05...12 A	415 Y/ 240 V	-
	IEC 60934	0.05...12 A	415 Y/ 240 V	-
	GB 17701	0.05...12 A	415 Y/ 240 V	-

Typical internal resistance

Rated Current [A]	Internal Resistance [Ω]
0.05	200.000
0.1	70.000
0.5	2.750
1.0	0.720
1.5	0.340
2.0	0.187
2.5	0.115
2.8	0.089
3.0	0.059
4.0	0.059
5.0	0.044
6.0	0.028
7.0	0.0142
8.0	0.0142
10.0	0.0109
12.0	0.0086
13.0	0.0072
14.0	0.0072
15.0	0.0056
16.0	0.0056
18.0	0.0052
20.0	0.0052

TA35 Rocker 3-poles max. 12 A

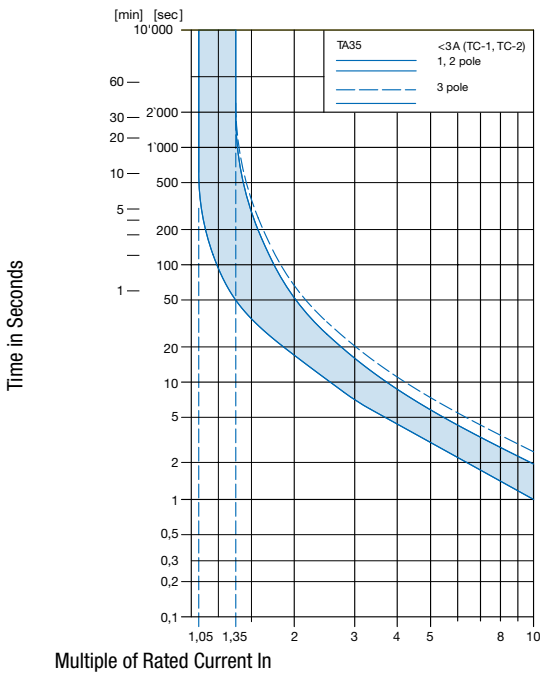
Effect of ambient temperature

The units are calibrated for an ambient temperature of +23°C. To determine the rated current for a lower or higher ambient temperature, use a correction factor (typical value) from the table below:

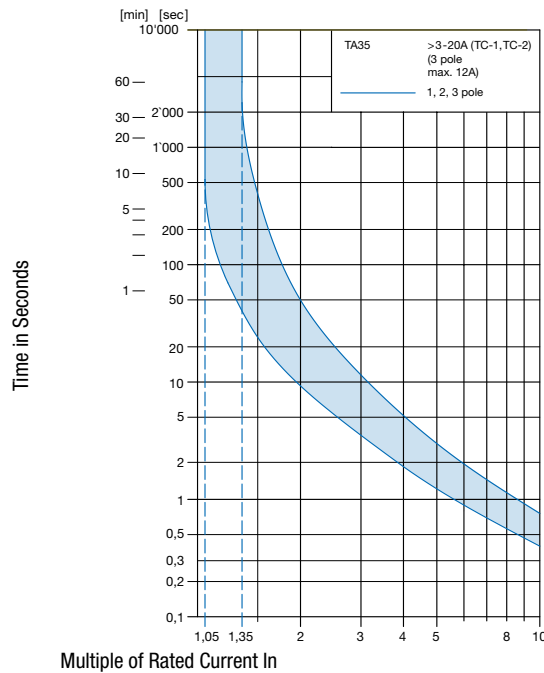
Ambient temperature [°C]	Correction factor
-30	0.76
-20	0.81
0	0.90
+23	1.00
+40	1.06
+50	1.10
+60	1.14

Example: Rated current = 5 A; Environmental temperature = 50 °C; --> Correction factor = 1.10; Resulting current = 5.2 A --> Found to next higher rated current: 6 A

Time-Current-Curves



Reference Temperature +23°



Reference Temperature +23°

Config. Code

TA35 - CBD B F 120 C0 - CZMXX

The characters are placeholders for the correspondingly keys of selections from the key tables.

TA35 - **CBD** B F 120 C0 - CZMXX = Basic function

Basic function	Configuration key
3-pole, 3 bimetal, illuminated 415 V	CD1
3-pole, 3 bimetal, without illumination	CKD
3-pole, 3 bimetal, momentary switch, without illumination	CLD

TA35 - CBD **B** F 120 C0 - CZMXX = Rocker colour

Rocker colour	Configuration key
Clear transparent	1
Red transparent	3
Green transparent	4
Orange transparent	6
Blue transparent	7
Black	B
Green	G
Red	R
White	W
Orange	X
Yellow	Y

TA35 - CBD B **F** 120 C0 - CZMXX = Legend

Legend

Legend	Configuration key
embossed	<input type="checkbox"/> <input type="checkbox"/> F
white printed	<input type="checkbox"/> ON <input type="checkbox"/> OFF H
black printed	<input type="checkbox"/> ON <input type="checkbox"/> OFF K
white printed	<input type="checkbox"/> <input type="checkbox"/> L
black printed	<input type="checkbox"/> <input type="checkbox"/> M

TA35 - CBD B F **120** C0 - CZMXX = Rated current

Rated current	Configuration key
without thermal overload protection / temporarily without VDE approval	C00
0.05 A	Z05
0.1 A	J01
0.2 A	J02
0.3 A	J03
0.4 A	J04
0.5 A	J05
0.8 A	J08

Other rated currents on request

Rated current	Configuration key
1.0 A	J10
1.2 A	J12
1.5 A	J15
2.0 A	J20
2.5 A	J25
3.0 A	030
3.5 A	035
4.0 A	040
5.0 A	050
6.0 A	060
7.0 A	070
8.0 A	080
10.0 A	100
12.0 A	120

Other rated currents on request

TA35 - CBD B F 120 **C0** - CZMXX = Reserve

Reserve	Configuration key
reserve	C0

TA35 - CBD B F 120 **C0** - CZMXX = Accessories

Factory mounted accessories	Configuration key
Without cover	

For subsequent fitting accessories see:

http://www.schurter.com/pdf/english/typ_TA35_Accessories.pdf

All Variants

Basic function	Rocker colour	Legend	Rated current	Accessories	Config. Code	Order Number
3-pole, 3 bimetal, without illumination	Black	white printed	2.5 A	Without cover	TA35-CKDBHJ25C0	4435.0229
3-pole, 3 bimetal, without illumination	White	embossed	3.0 A	Without cover	TA35-CKDWF030C0	4435.0025
3-pole, 3 bimetal, without illumination	Black	white printed	4.0 A	Without cover	TA35-CKDBH040C0	4435.0232
3-pole, 3 bimetal, without illumination	White	embossed	5.0 A	Without cover	TA35-CKDWF050C0	4435.0044
3-pole, 3 bimetal, without illumination	Black	white printed	5.0 A	Without cover	TA35-CKDBH050C0	4435.0048
3-pole, 3 bimetal, without illumination	Black	white printed	6.0 A	Without cover	TA35-CKDBH060C0	4435.0233
3-pole, 3 bimetal, without illumination	White	embossed	10.0 A	Without cover	TA35-CKDWF100C0	4435.0050
3-pole, 3 bimetal, without illumination	Black	white printed	10.0 A	Without cover	TA35-CKDBH100C0	4435.0235
3-pole, 3 bimetal, without illumination	White	embossed	12.0 A	Without cover	TA35-CKDWF120C0	4435.0017
3-pole, 3 bimetal, illuminated 415 V	Red transparent	white printed	12.0 A	Without cover	TA35-CD13L120C0	4435.0414

Most Popular.

Availability for all products can be searched real-time: <https://www.schurter.com/en/Stock-Check/Stock-Check-SCHURTER>

Packaging Unit 10 Pcs

Accessories

Description



[TA35 Accessories](#)
 Screw-on collar with cover, IP65