

P-tec Corp. Tel:(866) 695 4162  
 2405 Commerce Circle Tel:(719) 589 3122  
 Alamosa CO 81101 Fax:(719) 589 3592  
 www.p-tec.net sales@p-tec.net



## PL00182 Series Bi-Color SMD LED 1210 Package

### Features

- \*Flat lens thin package 3.2 x 2.7 x 1.1mm
- \*Low current requirements
- \*High light output
- \*Compatible with IR solder-process
- \*Industry standard footprint
- \*4000 pcs per reel
- \*RoHS compliant

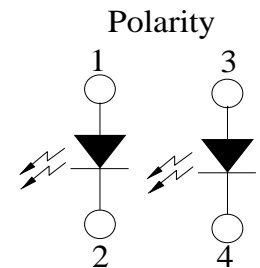
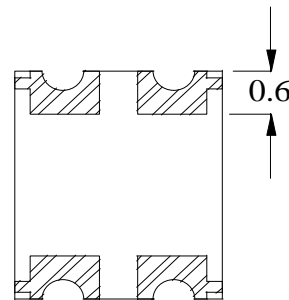
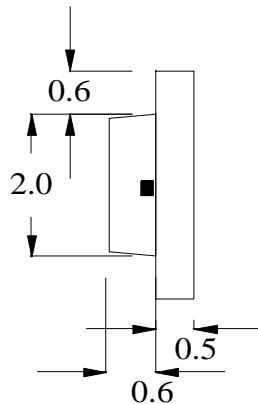
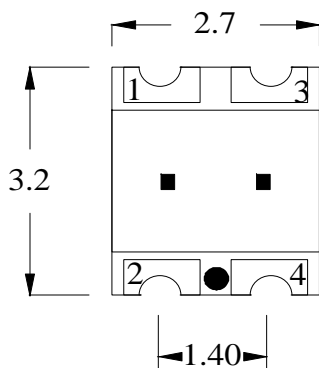
### Absolute Maximum Ratings at T<sub>A</sub> = 25°C

|   |                      |
|---|----------------------|
| Power Dissipation.....  | 84mW (B), 78mW (G)   |
| Reverse Voltage (<10μA) .....                                 | 5.0V                 |
| Max Forward Current .....                                     | 30mA                 |
| Peak Forward Current(1/10 Duty Cycle, 0.1ms Pulse Width)..... | 100mA                |
| Operating Temperature Range .....                             | -40°C to +85°C       |
| Storage Temperature Range .....                               | -40°C to +85°C       |
| Reflow Soldering Temperature.....                             | 260°C for 10 seconds |

### Electrical & Optical Characteristics at T<sub>A</sub> = 25°C

| Part Number      | Emitting Color     | Chip Material | Dominant Wave Length | Peak Wave Length | Viewing Angle 2θ1/2 | Forward Voltage @20mA (V) |     | Luminous Intensity @20mA (mcd) |     |
|------------------|--------------------|---------------|----------------------|------------------|---------------------|---------------------------|-----|--------------------------------|-----|
|                  |                    |               |                      |                  |                     | Typ                       | Max | Min                            | Typ |
| PL00182-WCBG1117 | Blue               | InGaN         | 468                  | 470              | 120°                | 3.3                       | 3.8 | 45                             | 72  |
|                  | Ultra Bright Green | AllnGaP       | 573                  | 575              |                     | 2.2                       | 2.6 | 18                             | 45  |

Package Dimensions are in **Millimeters**. Tolerance is ± 0.15mm unless otherwise specified.



### Recommended Soldering Pad Layout

