

- 1N4150-1 AVAILABLE INJAN, JANTX, AND JANTXV PER MIL-PRF-19500/231
- 1N3600 AVAILABLE INJAN, JANTX, AND JANTXV PER MIL-PRF-19500/231
- SWITCHING DIODES
- HERMETICALLY SEALED
- METALLURGICALLY BONDED
- DOUBLE PLUG CONSTRUCTION

**1N4150
and
1N4150-1
and
1N3600**

MAXIMUM RATINGS

Junction Temperature: -65°C to +175°C
 Storage Temperature: -65°C to +175°C
 Operating Current: 300 mA @ $T_A = +25^\circ\text{C}$
 Derating: 2.0 mA dc/°C Above $T_L = +75^\circ\text{C}$ @ $L = 3/8"$
 Forward Surge Current: 4A, ($t_p = 1\mu\text{s}$); 0.5A ($t_p = 1\text{s}$)

ELECTRICAL CHARACTERISTICS @ 25°C, unless otherwise specified.

Type	V_{BR}	V_{RWM}	I_{R1}	I_{R2}	C	t_{rr}
	$I_R = 10 \mu\text{A}$		$V_R = 50 \text{ V dc}$ $T_A = 25^\circ\text{C}$	$V_R = 50 \text{ V dc}$ $T_A = 150^\circ\text{C}$	$V_R = 0; f = 1 \text{ Mhz};$ ac signals = 50 mV (p-p)	$I_F = I_R = 10 \text{ to } 100 \text{ mA dc}$ $R_L = 100 \text{ ohms}$
	V dc	V (pk)	$\mu\text{A dc}$	$\mu\text{A dc}$	pF	ns
1N3600	75	50	0.1	100	2.5	4
1N4150,-1	75	50	0.1	100	2.5	4

FORWARD VOLTAGE LIMITS – ALL TYPES

Limits	V_{F1}	V_{F2}	V_{F3}	V_{F4}	V_{F5}
	$I_F = 1 \text{ mA dc}$	$I_F = 10 \text{ mA dc}$	$I_F = 50 \text{ mA dc}$ (Pulsed)	$I_F = 100 \text{ mA dc}$ (Pulsed)	$I_F = 200 \text{ mA dc}$ (Pulsed)
	V dc	V dc	V dc	V dc	V dc
minimum	0.540	0.660	0.760	0.820	0.870
maximum	0.620	0.740	0.860	0.920	1.000

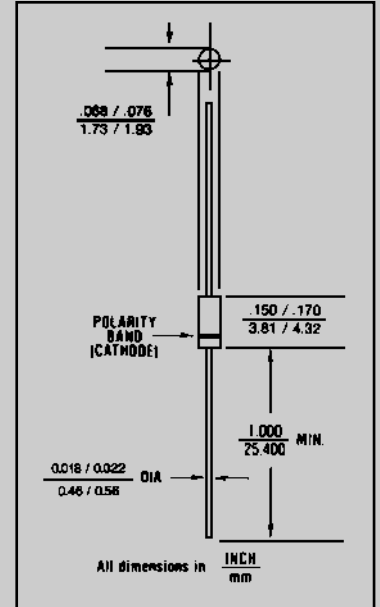


FIGURE 1

DESIGN DATA

CASE: Hermetically sealed glass case per MIL-S-19500/231 D0-35 outline.

LEAD MATERIAL: Copper clad steel.

LEAD FINISH: Tin / Lead

THERMAL RESISTANCE: ($R_{\theta JL}$): 250 °C/W maximum at $L = .375$

THERMAL IMPEDANCE: ($Z_{\theta JX}$): 70 °C/W maximum

POLARITY: Cathode end is banded.

MOUNTING POSITION: Any.



6 LAKE STREET, LAWRENCE, MASSACHUSETTS 01841
 PHONE (978) 620-2600 FAX (781) 689-0803
 WEBSITE: <http://www.microsemi.com>

IN4150, IN4150-1 and IN3600

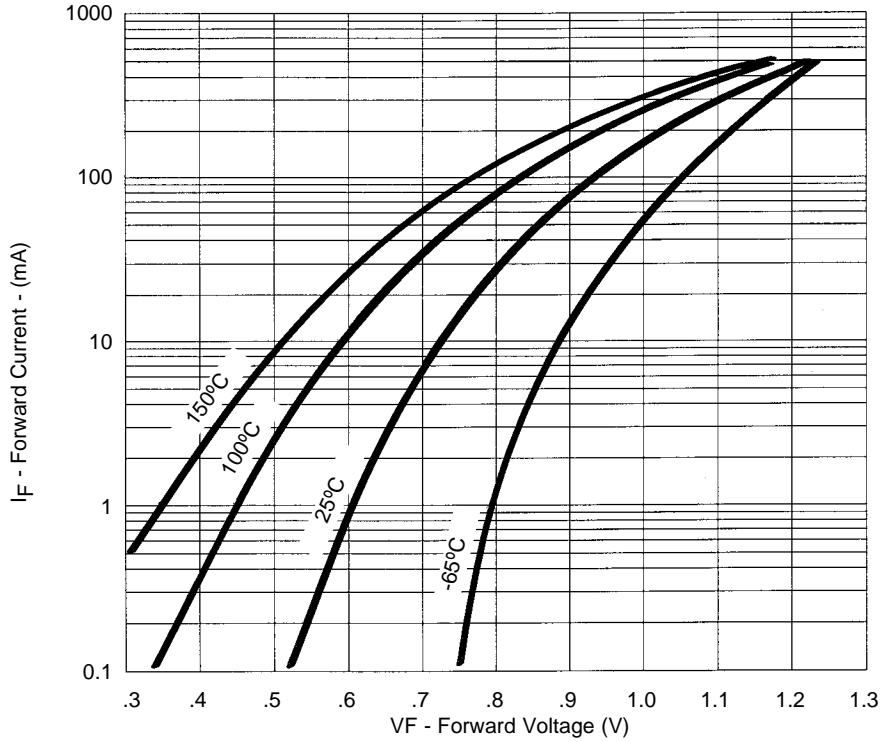
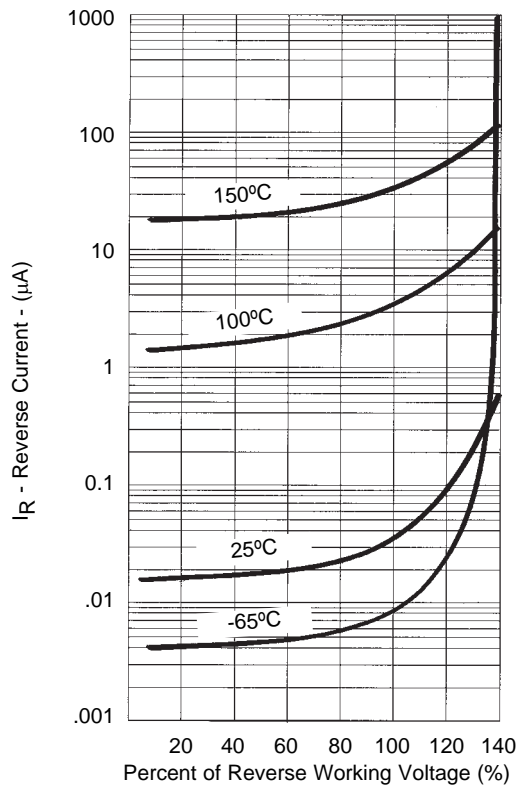


FIGURE 2
Typical Forward Current
vs Forward Voltage



NOTE : All temperatures shown on graphs are junction temperatures

FIGURE 3
Typical Reverse Current
vs Reverse Voltage