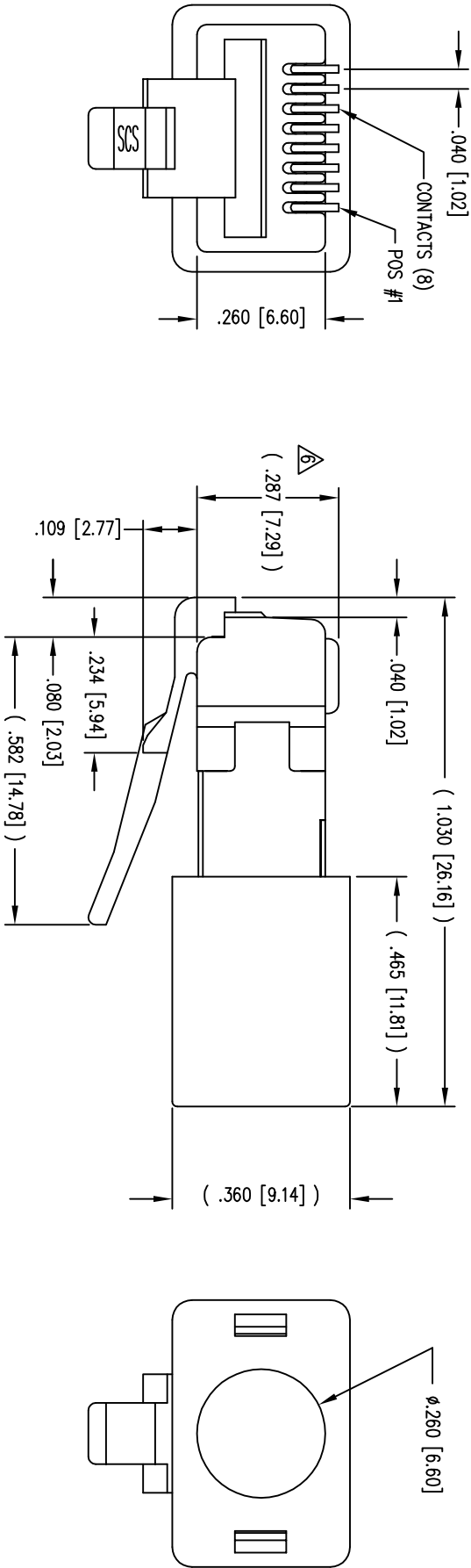
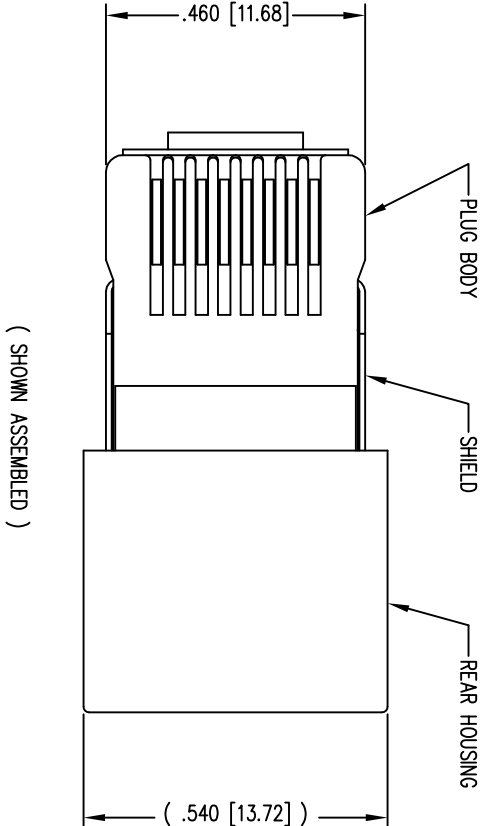
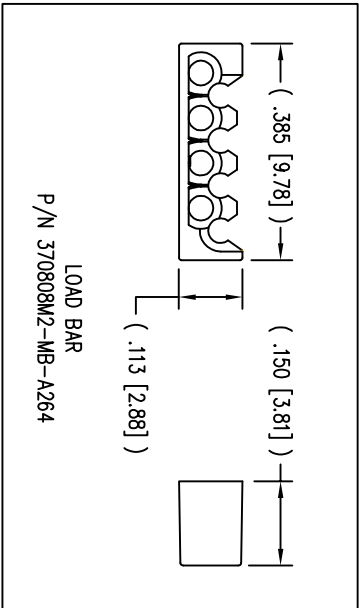
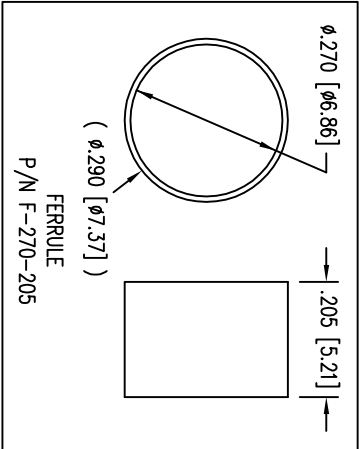


DATE	REV	EON	APP'D. BY
1/31/06	A3	7462	JM
6-25-09	A4	8769	JM
2-14-11	A5	9128	TRM
5-23-12	A6	9478	SMN



- NOTES:
- 1- PLUG KIT CONSISTS OF :
PRE-INSERTED PLUG HOUSING & SHIELD
MANAGEMENT BAR
FERRULE
 - 2- MATERIALS :
FRONT HOUSING PLASTIC : CLEAR POLYCARBONATE, UL 94-V0
MANAGEMENT BAR : CLEAR POLYCARBONATE, UL 94-V0
SHIELD : TIN PLATED BRASS
CONTACTS : PHOSPHOR BRONZE, SELECTIVE GOLD PLATING
FERRULE : NICKEL OR TIN PLATED BRASS
 - 3- CONTACTS TERMINATE STRANDED & SOLID CONDUCTORS UP TO .042 [1.07] OUTSIDE DIAMETER OF INSULATION.
 - 4- FOR PRODUCT SPECIFICATION SEE PRO26-01.
 - 5- DIMENSIONS AND TOLERANCES COMPLY WITH TIA-1096 STANDARD.
 - 6- TERMINATED PLUG HEIGHT: .237 [6.02] \pm .005 [0.13] ON CABLE
 - 7- DESIGNED FOR CATEGORY 5/5e APPLICATIONS.

BULK	50 MICRO-INCHES [1.27um]	943-SP-370808SM2-A278
PACKAGE	CONTACT PLATING IN MATING AREA	PART NUMBER



THIRD ANGLE PROJECTION		<div>Bel Stewart Connector</div> <div>11118 Susquehanna Trail South Glen Rock, PA 17327-9199 (717) 235-7512 Fax: (717) 235-7954 http://www.stewartconnector.com</div>			
					
DO NOT SCALE DRAWING		TITLE: 8 POSITION/8 CONDUCTOR STANDARD SHIELDED PLUG ASSEMBLY			
DRAWING IS SUBJECT TO CHANGE WITHOUT NOTICE					
DIMENSIONS: INCHES [METRIC]		THIS DRAWING AND THE SUBJECT MATTER SHOWN THEREON ARE CONFIDENTIAL, AND THE PROPRIETARY PROPERTY OF BEL STEWART CONNECTOR AND SHALL NOT BE REPRODUCED, COPIED, OR USED IN ANY MANNER WITHOUT PRIOR WRITTEN CONSENT OF BEL STEWART CONNECTOR. THIS PRODUCT MAY BE PROTECTED BY ONE OR MORE OF THE FOLLOWING US PATENTS: 5628647 6402559 6409535 6524728 7753717 8033863 OTHER PATENTS MAY BE PENDING.			
UNLESS OTHERWISE SPECIFIED TOLERANCES ARE \pm .005 [0.13] ANGLES ARE \pm 1°					
SHEET NO. 1 OF 1		DRN BY: DAB		DATE 4-3-00	
		APP'D BY: DAB		DATE 4-3-00	
		DWG NO. CT370033		REV. A6	