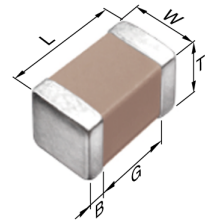


C1608X5R1E105M080AC



TDK item description C1608X5R1E105MT****

Applications	Commercial Grade Please refer to Part No. CGA3E3X5R1E105M080AB for Automotive use.
Feature	General General (Up to 50V)
Series	C1608 [EIA 0603]
Status	Production (Not Recommended for New Design)



Dimensions in mm

Size	
Length(L)	1.60mm ±0.10mm
Width(W)	0.80mm ±0.10mm
Thickness(T)	0.80mm ±0.10mm
Terminal Width(B)	0.20mm Min.
Terminal Spacing(G)	0.30mm Min.
Recommended Land Pattern (PA)	0.70mm to 1.00mm(Flow Soldering) 0.60mm to 0.80mm(Reflow Soldering)
Recommended Land Pattern (PB)	0.80mm to 1.00mm(Flow Soldering) 0.60mm to 0.80mm(Reflow Soldering)
Recommended Land Pattern (PC)	0.60mm to 0.80mm(Flow Soldering) 0.60mm to 0.80mm(Reflow Soldering)

Electrical Characteristics	
Capacitance	1μF ±20%
Rated Voltage	25VDC
Temperature Characteristic	X5R(±15%)
Dissipation Factor (Max.)	5%
Insulation Resistance (Min.)	100MΩ

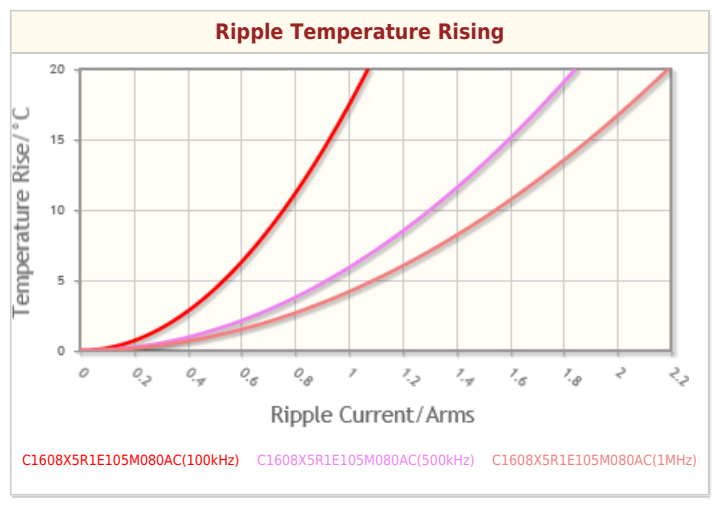
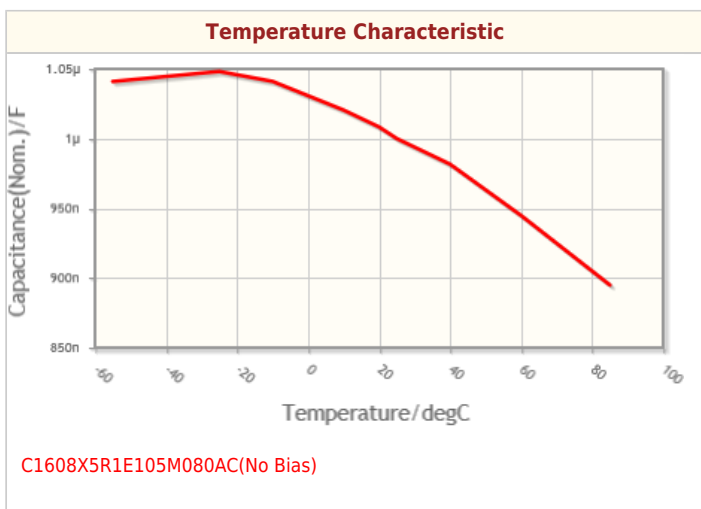
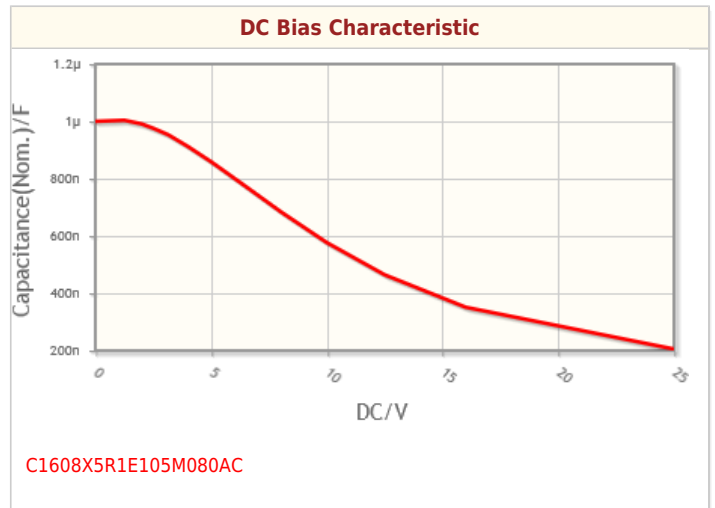
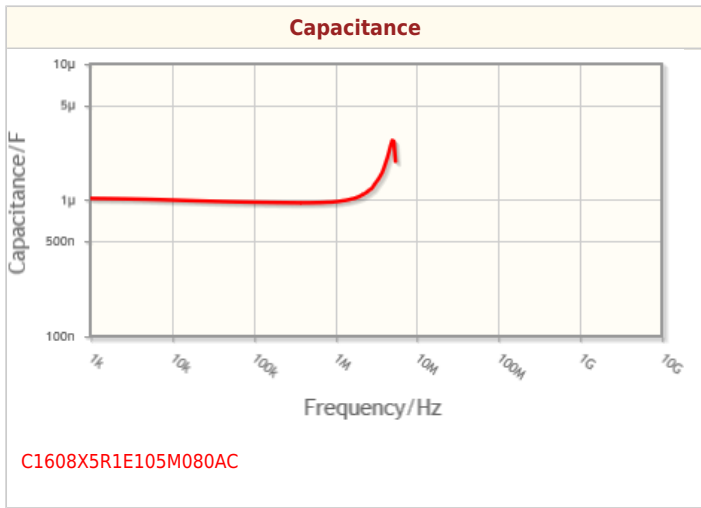
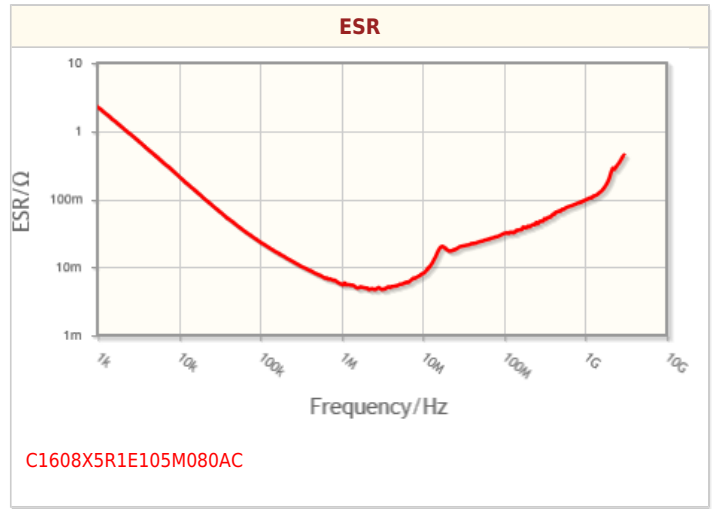
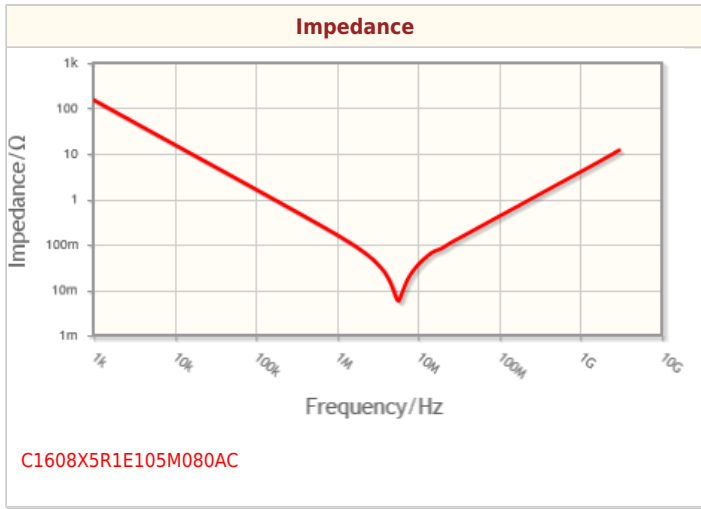
Other	
Soldering Method	Wave (Flow) Reflow
AEC-Q200	No
Packing	Punched (Paper)Taping [180mm Reel]
Package Quantity	4000pcs

! Images are for reference only and show exemplary products.
 ! This PDF document was created based on the data listed on the TDK Corporation website.
 ! All specifications are subject to change without notice.

C1608X5R1E105M080AC



Characteristic Graphs(This is reference data, and does not guarantee the products characteristics.)

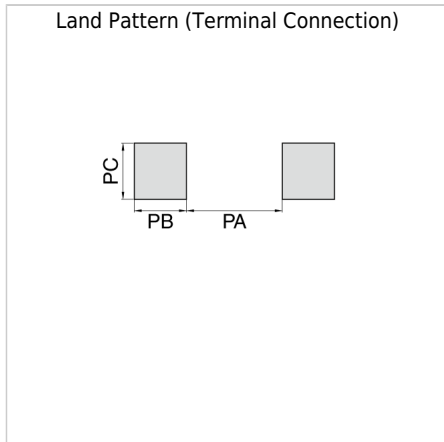


! Images are for reference only and show exemplary products.
! This PDF document was created based on the data listed on the TDK Corporation website.
! All specifications are subject to change without notice.

C1608X5R1E105M080AC



Associated Images



! Images are for reference only and show exemplary products.
! This PDF document was created based on the data listed on the TDK Corporation website.
! All specifications are subject to change without notice.