

SS22A THRU SS210A

SURFACE MOUNT SCHOTTKY BARRIER RECTIFIER
 VOLTAGE RANGE 20 to 100 Volts CURRENT 2.0 Ampere

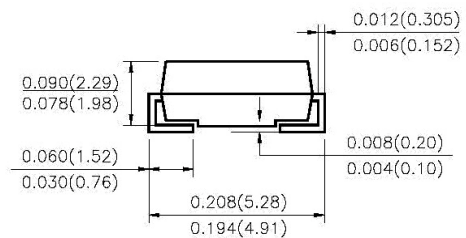
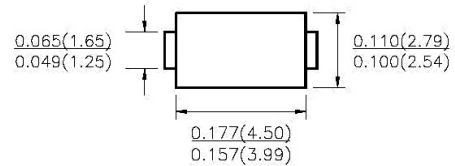
FEATURES

- ◆ Low profile surface mount package
- ◆ Built in strain relief
- ◆ High switching speed
- ◆ Low voltage drop, high efficiency
- ◆ For use in low voltage high frequency inverters
- ◆ Free willing ,and polarity protection applications
- ◆ Guardring for over voltage protection

Mechanical Data

- ◆ Case: Transfer molded plastic
- ◆ Epoxy: UL 94V-0 rate flame retardant
- ◆ Lead :Solder plated, solderable per MIL-STD-750 method 2026
- ◆ Polarity: Color band denotes cathode end
- ◆ Weight: 0.003 ounce, 0.093 gram

DO-214AC (SMA)



Dimensions in inches and (millimeters)

MAXIMUM RATINGS AND ELECTRICAL CHARACTERISTICS

Rating at 25°C ambient temperature unless otherwise specified.

Single phase, half wave, 60Hz, resistive or inductive load. For capacitive load, derate current by 20%

PARAMETER	SYMBOL	SS 22A	SS 23A	SS 24A	SS 25A	SS 26A	SS 28A	SS 29A	SS 210A	UNIT
Maximum Repetitive Peak Reverse Voltage	V _{RRM}	20	30	40	50	60	80	90	100	Volts
Maximum RMS Voltage	V _{RMS}	14	21	28	35	42	56	63	70	Volts
Maximum DC Blocking Voltage	V _{DC}	20	30	40	50	60	80	90	100	Volts
Maximum Average Forward Rectified Current at TL see figure 1 TL =105°C	I _(AV)	2.0								Amps
Peak Forward Surge Current 8.3ms single half sine-wave superimposed on rated load (JEDEC method)	I _{FSM}	50								Amps
Maximum Instantaneous Forward Voltage @ 2.0A(Note1)	V _F	0.55		0.70		0.85			Volts	
Maximum DC Reverse Current at rated.DC Blocking Voltage per element	I _R	TA = 25°C	0.5							mA
		TA = 100°C	20.0		10.0					
Typical Thermal Resistance (Note 2)	R _{θJA}	55								°C/W
	R _{θJL}	12								
Operating Junction Temperature	T _J	-55 to +125								°C
Storage Temperature Range	T _{STG}	-55 to +150								°C

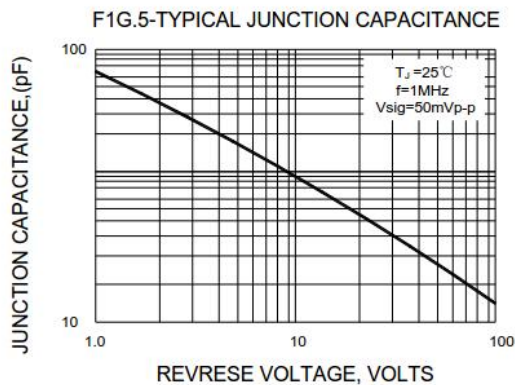
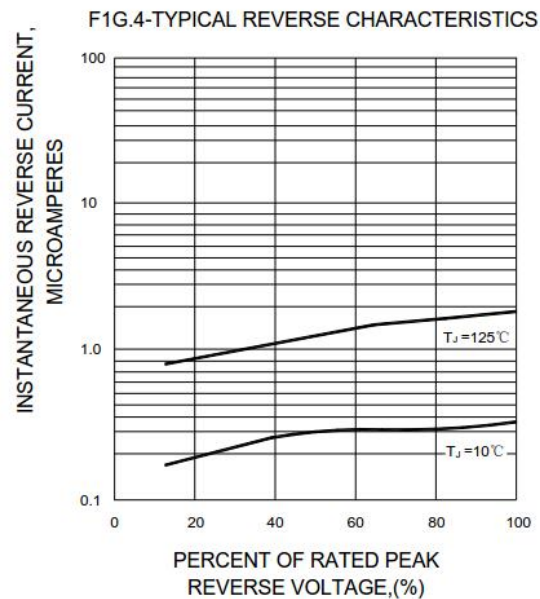
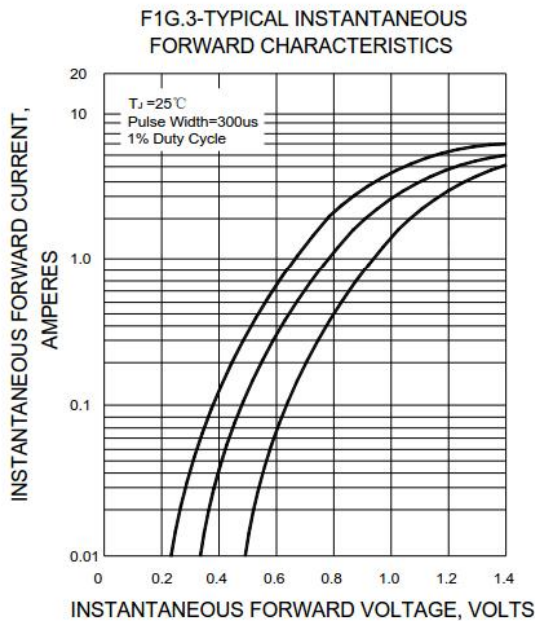
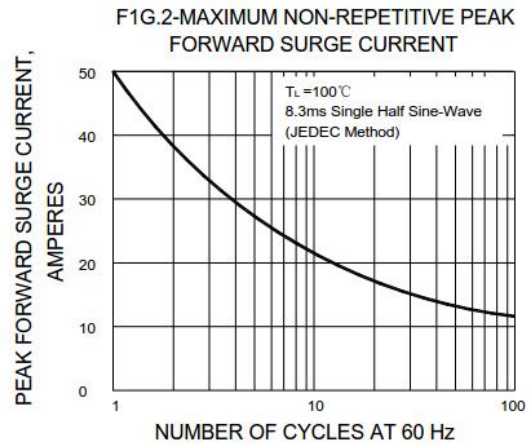
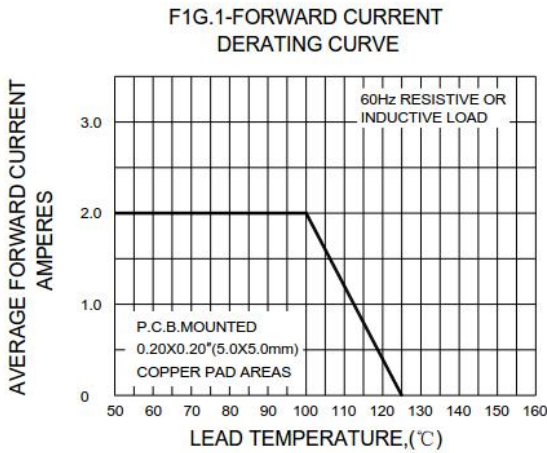
Note: 1. Pulse test: 300µs pulse width,1% duty cycle

2. PCB mounted with 0.2"×0.2" (5.0mm×5.0mm) copper pads

SS22A THRU SS210A

SURFACE MOUNT SCHOTTKY BARRIER RECTIFIER
 VOLTAGE RANGE 20 to 100 Volts CURRENT 2.0 Ampere

RATING AND CHARACTERISTIC CURVES SS22A THRU SS210A



Note: Specifications are subject to change without notice. For more detail and update, please visit our website.