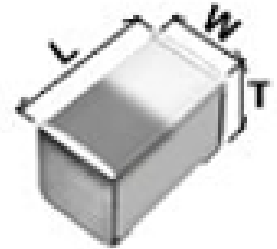


MHQ1005P72NGTD25



Applications	Automotive Grade
Feature	<p>Multilayer Multilayer</p> <p>Non-Mag Core Non-Magnetic Core (Dielectric Ceramic)</p> <p>Super High Q Super High Q</p> <p>AEC-Q200 AEC-Q200</p>
Series Type	MHQ-P
Status	Production
Brand	TDK



Size	
Length(L)	1.00mm ±0.05mm
Width(W)	0.60mm ±0.05mm
Thickness(T)	0.50mm ±0.10mm
Recommended Land Pattern (A)	0.35mm Nom.
Recommended Land Pattern (B)	0.50mm Nom.
Recommended Land Pattern (C)	0.65mm Nom.

Electrical Characteristics	
Inductance	72nH ±2% at 100MHz
Rated Current	160mA
DC Resistance [Typ.]	1.62Ω
DC Resistance [Max.]	2.2Ω
Self Resonant Frequency [Min.]	1.1GHz
Self Resonant Frequency [Typ.]	1.5GHz
Q [Min.]	22 at 250MHz
Q [Typ.]	

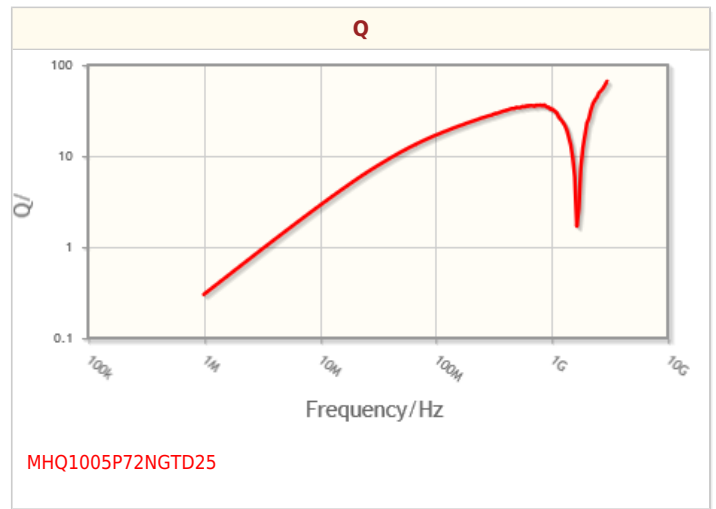
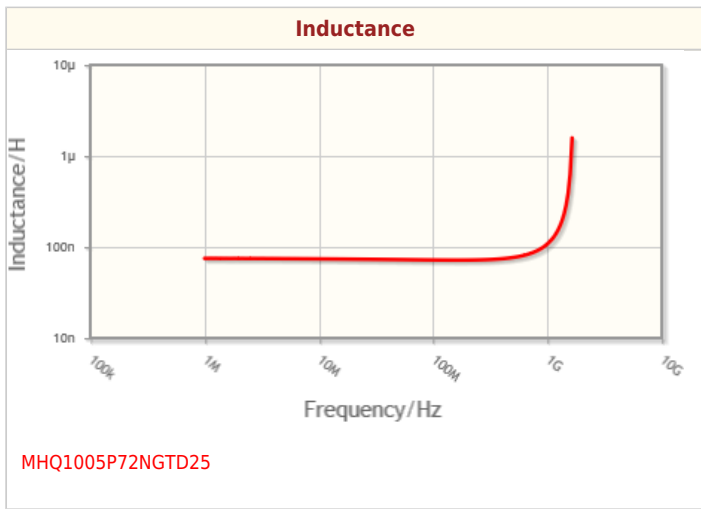
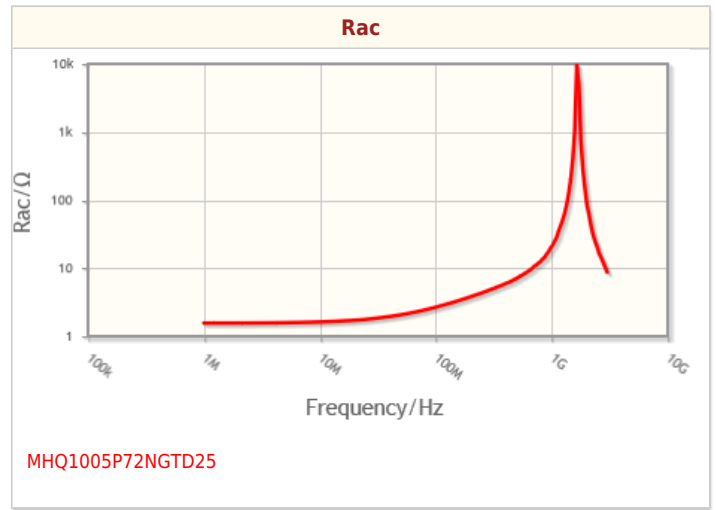
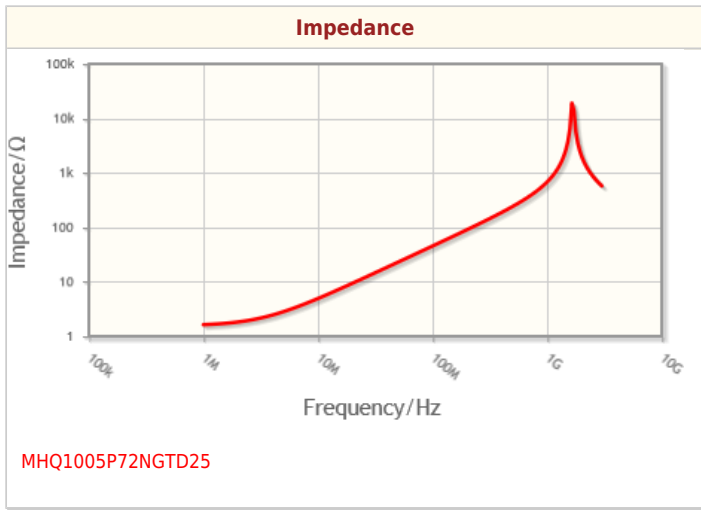
Other	
Operating Temp. Range (Including Self-Temp. Rise)	-55 to 125°C
Soldering Method	Reflow
AEC-Q200	Yes
Packing	Punched (Paper)Taping [180mm Reel]
Package Quantity	10000pcs
Weight	0.001g

! Images are for reference only and show exemplary products.
! This PDF document was created based on the data listed on the TDK Corporation website.
! All specifications are subject to change without notice.

MHQ1005P72NGTD25




Characteristic Graphs(This is reference data, and does not guarantee the products characteristics.)



! Images are for reference only and show exemplary products.
! This PDF document was created based on the data listed on the TDK Corporation website.
! All specifications are subject to change without notice.



Associated Images



! Images are for reference only and show exemplary products.
! This PDF document was created based on the data listed on the TDK Corporation website.
! All specifications are subject to change without notice.