

Circuit Breaker for Equipment thermal, Snap-in type, Fuseholder style, 1 pole



### Description

- Snap-in type from front side (0.8...2.0mm)
- Thermal circuit breaker
- 1-pole
- On request available with elevated glow-wire ratings
- Quick connect terminals 6.3 x 0.8 mm

### Unique Selling Proposition

- Reset type
- Cycling trip-free release
- Compact design
- Different mounting possibilities

### Standards

- IEC 60934
- UL 1077
- CSA C22.2 No. 235
- GB 17701

### Applications

- Designed for standard and medical applications
- Power supplies
- Uninterruptible power supply
- Power tools
- Industrial appliances
- HVAC
- Household appliances

### Weblinks

[pdf-datasheet](#), [html-datasheet](#), [General Product Information](#), [Approvals](#), [CE declaration of conformity](#), [RoHS](#), [CHINA-RoHS](#), [REACH](#), [Distributor-Stock-Check](#), [Detailed request for product](#), [Product News](#)

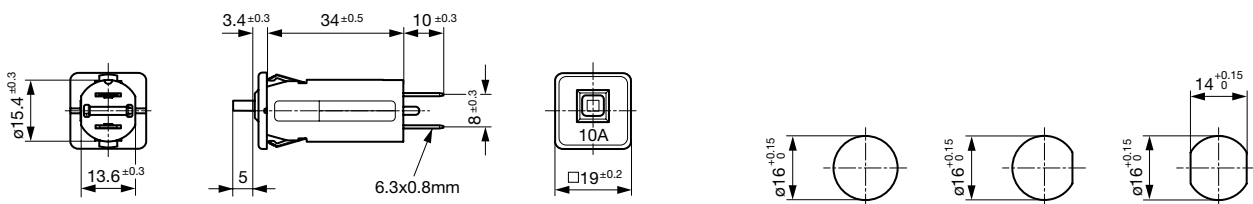
### Technical Data

Rated Voltage AC	240 V, 50 / 60 Hz
Rated Voltage DC	48 / 32 V, see approvals
Rated current	3-16 A, see approbations
Conditional short circuit capacity	IEC: Inc, PC1, AC 240 V: 2 kA UL / CSA: SC, AC 240 V DC 48 / 32 V: 2 kA, C1
Degree of protection front side	IP 40
Endurance minimum	IEC: 200% I <sub>r</sub> , cos φ 0.6: min. 50 switching cycles
Endurance typical	3-8 A: 150% I <sub>r</sub> , cos φ 0.9: 2500 switching cycles 10-16 A: 150% I <sub>r</sub> , cos φ 0.9: 6000 switching cycles
Dielectric Strength	1500 VAC
Insulation resistance	500 VDC > 1000 MΩ





Ambient temperature	3 A: -5 °C to 60 °C
	4 A: -5°C to 50 °C
	5-16 A: -5 °C to 60 °C
Weight	9 - 13 g

### Dimension

T9-611



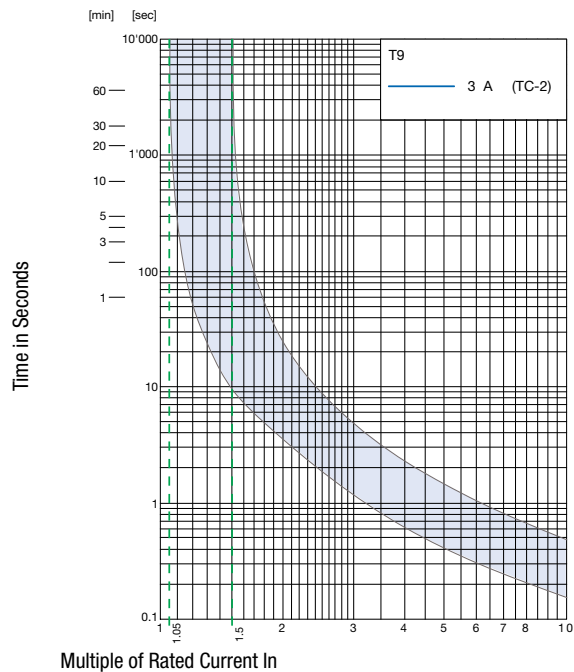
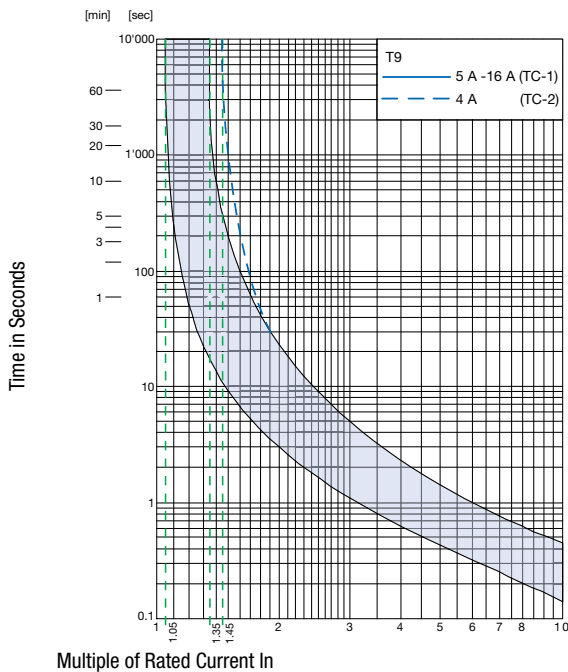
Panel thickness s = 0.8 - 2.0 mm

Approval		Rated current	Rated voltage AC	Rated voltage DC
 US	UL 1077	3 - 12 A 14 - 16 A	240 V 240 V	48 V 32 V
 US	CSA 22.2 235	3 - 12 A 14 - 16 A	240 V 240 V	48 V 32 V
	IEC 60934	3 - 12 A 14 - 16 A	240 V 240 V	48 V 32 V
	GB 17701	3 - 12 A 14 - 16 A	240 V 240 V	48 V 32 V

### Typical internal resistance

Rated Current [A]	Internal Resistance [mΩ]
3	65.0
4	21.6
5	23.6
6	16.3
7	15.3
8	12.9
10	7.3
12	7.0
14	4.8
15	4.3
16	3.9

### Time-Current-Curves



### Effect of ambient temperature

The units are calibrated for an ambient temperature of +23°C. To determine the rated current for a lower or higher ambient temperature, use a correction factor (typical value) from the table below:

Ambient temperature [°C]	Correction factor
-5	0,85
+10	0,95
+23	1,00
+40	1,08
+60	1,21

Example: Rated current = 10 A; Environmental temperature = 60 °C; --> Correction factor = 1.21; Resulting current = 12.1 A --> Fount to next higher rated current: 13 A

### Accessory

Part Number	Type	Resources / Description
4404.0039	TZZ31	Protection cover for IP 65
4400.0420	TZZ11	Knurled nut nickel-plated
4400.0559	TZZ11-414	Knurled nut black
4400.0425	TZZ12	Additional hexagonal nut nickel-plated
4404.0072	TZZ51	Additional hexagonal nut PA 66

### Variants

Mounting	Front printing	Rated current	Order Number
Snap-in mounting from front side	Rated current printed on front	3.0 A	4404.0018
Snap-in mounting from front side	Rated current printed on front	4.0 A	4404.0001
Snap-in mounting from front side	Rated current printed on front	5.0 A	4404.0007
Snap-in mounting from front side	Rated current printed on front	6.0	4404.0002
Snap-in mounting from front side	Rated current printed on front	7.0 A	4404.0009
Snap-in mounting from front side	Rated current printed on front	8.0 A	4404.0003
Snap-in mounting from front side	Rated current printed on front	10.0 A	4404.0004
Snap-in mounting from front side	Rated current printed on front	12.0 A	4404.0005
Snap-in mounting from front side	Rated current printed on front	14.0 A	4404.0008
Snap-in mounting from front side	Rated current printed on front	15.0 A	4404.0010
Snap-in mounting from front side	Rated current printed on front	16.0 A	4404.0006
Snap-in mounting from front side	Rated current printed on front 90° shifted	4.0 A	4404.0066
Snap-in mounting from front side	Rated current printed on front 90° shifted	5.0 A	4404.0067
Snap-in mounting from front side	Rated current printed on front 90° shifted	6.0	4404.0068
Snap-in mounting from front side	Rated current printed on front 90° shifted	8.0 A	4404.0069
Snap-in mounting from front side	Rated current printed on front 90° shifted	15.0 A	4404.0071
Snap-in mounting from front side	Rated current not printed on front	3.0 A	4404.0088
Snap-in mounting from front side	Rated current not printed on front	4.0 A	4404.0089
Snap-in mounting from front side	Rated current not printed on front	5.0 A	4404.0090
Snap-in mounting from front side	Rated current not printed on front	6.0	4404.0091
Snap-in mounting from front side	Rated current not printed on front	7.0 A	4404.0065
Snap-in mounting from front side	Rated current not printed on front	8.0 A	4404.0092
Snap-in mounting from front side	Rated current not printed on front	10.0 A	4404.0093
Snap-in mounting from front side	Rated current not printed on front	12.0 A	4404.0063
Snap-in mounting from front side	Rated current not printed on front	14.0 A	4404.0094
Snap-in mounting from front side	Rated current not printed on front	15.0 A	4404.0095
Snap-in mounting from front side	Rated current not printed on front	16.0 A	4404.0087

 Most Popular.

---

**Mounting**

**Front printing**

**Rated current**

**Order Number**

Availability for all products can be searched real-time:<http://www.schurter.com/Stock-Check/Stock-Check-SCHURTER>

---

**Packaging Unit**     100 Pcs

---