

2 Watt

- International Medical Safety Approvals
- Single & Dual Outputs
- Compact SMD Package
- 4000 VAC Reinforced Isolation
- 1 x MOPP at 300 VAC
- 2 μ A Patient Leakage Current
- Operating Temperature -25 °C to +105 °C
- Tape & Reel Package Available
- 3 Year Warranty



Dimensions:

ISM02:

0.94 x 0.71 x 0.36" (24.0 x 18.0 x 9.0 mm)

Models & Ratings

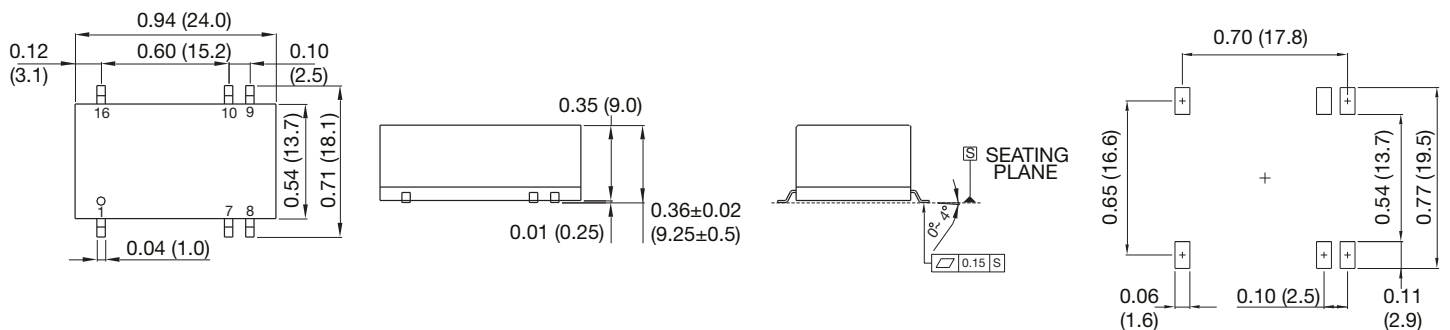
Input voltage	Output voltage	Output current		Input current ⁽¹⁾		Maximum capacitive load ⁽²⁾	Efficiency	Model number
		Max	Min	No load	Full load			
4.5-5.5V	5 V	400 mA	8.0 mA	90 mA	605 mA	330 μ F	66%	ISM0205S05
	12 V	165 mA	3.0 mA		600 mA	330 μ F	66%	ISM0205S12
	15 V	133 mA	2.5 mA		605 mA	330 μ F	66%	ISM0205S15
	± 12 V	± 83 mA	± 1.5 mA		555 mA	± 100 μ F	72%	ISM0205D12
	± 15 V	± 66 mA	± 1.0 mA		540 mA	± 100 μ F	73%	ISM0205D15
10.8-13.2V	5 V	400 mA	8.0 mA	40 mA	255 mA	330 μ F	66%	ISM0212S05
	12 V	165 mA	3.0 mA		250 mA	330 μ F	66%	ISM0212S12
	15 V	133 mA	2.5 mA		250 mA	330 μ F	66%	ISM0212S15
	± 12 V	± 83 mA	± 1.5 mA		225 mA	± 100 μ F	74%	ISM0212D12
	± 15 V	± 66 mA	± 1.0 mA		220 mA	± 100 μ F	75%	ISM0212D15
21.6-26.4V	5 V	400 mA	8.0 mA	30 mA	125 mA	330 μ F	66%	ISM0224S05
	12 V	165 mA	3.0 mA		125 mA	330 μ F	66%	ISM0224S12
	15 V	133 mA	2.5 mA		125 mA	330 μ F	66%	ISM0224S15
	± 12 V	± 83 mA	± 1.5 mA		110 mA	± 100 μ F	74%	ISM0224D12
	± 15 V	± 66 mA	± 1.0 mA		110 mA	± 100 μ F	75%	ISM0224D15

Notes

1. Input currents measured at nominal input voltage.

2. Maximum capacitive load is per output.

Mechanical Details



Input

Characteristic	Minimum	Typical	Maximum	Units	Notes & Conditions
Input Voltage Range	4.5		5.5	VDC	5 V nominal
	10.5		13.2		12 V nominal
	21.6		26.4		24 V nominal
Input Filter	Internal Pi type filter				
Input Surge			9	VDC for 1 s	5 V nominal
			18		12 V models
			30		24 V models

Output

Characteristic	Minimum	Typical	Maximum	Units	Notes & Conditions
Output Voltage	5		30	VDC	See Models and Ratings table
Initial Set Accuracy		±2.0	±4.0	%	
Output Voltage Balance		±0.1	±1.0	%	For dual output with balanced loads
Minimum Load				A	See Models and Ratings table
Line Regulation		±1.2	±1.5	%	
Load Regulation			10	%	From 20% to 100% load. 5V output version is 12% max
Cross Regulation			±5.0	%	On dual output models when one load is varied between 25% and 100% and other is fixed at 100%
Transient Response		3	5	% deviation	Recovery within 1% in less than 250 µs for a 25% load change.
Ripple & Noise			50	mV pk-pk	20 MHz bandwidth. Measured using 0.47 µF ceramic capacitor.
Short Circuit Protection			0.5	s	With auto recovery
Maximum Capacitive Load					See Models and Ratings table
Temperature Coefficient			0.02	%/°C	

General

Characteristic	Minimum	Typical	Maximum	Units	Notes & Conditions
Efficiency		82		%	See Models and Ratings table
Isolation: Input to Output	4000			VAC	60 s, reinforced isolation at 300 VAC, 1 x MOPP/2 x MOOP 1 s
	6000				
Leakage Current			2	µA	
Isolation Resistance	10 ⁹			Ω	At 500 VDC
Isolation Capacitance		15	20	pF	
Switching Frequency	50	80	100	kHz	
Power Density			12.2	W/in ³	
Mean Time Between Failure		2		MHrs	MIL-HDBK-217F, +25 °C GB
Weight		0.01 (3.75)		lb (g)	
Moisture Sensitivity Level	Level 2				IPC/JEDEC J-STD-020D.1

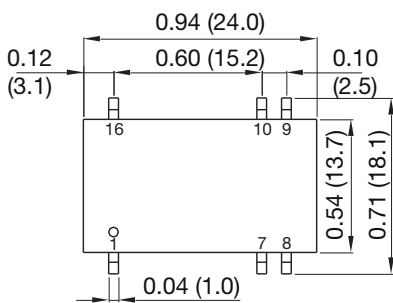
Environmental

Characteristic	Minimum	Typical	Maximum	Units	Notes & Conditions
Operating Temperature	-25		+105	°C	See Derating Curve.
Storage Temperature	-55		+125	°C	
Case Temperature			+105	°C	
Humidity			95	%RH	Non-condensing
Cooling					Natural convection
Case Flammability	UL 94V-0 Rated				Non conductive black plastic
Lead-Free Reflow Solder Process					IPC/JEDEC J-STD-020D.1

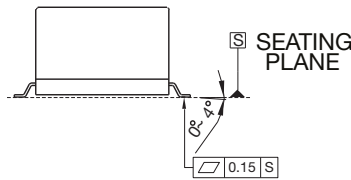
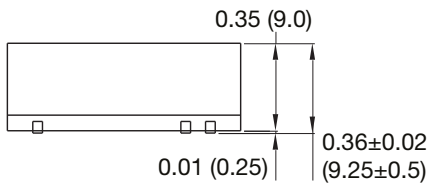
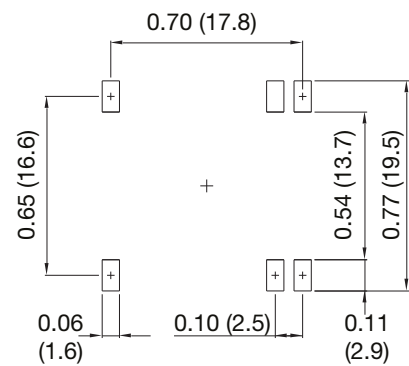
Safety Approvals

Safety Agency	Safety Standard	Notes & Conditions
CB Medical	IEC60601-1	
UL Medical	ANSI AMMI ES60601-1	
EN Medical	EN60601-1	
CB ITE	IEC60950-1	
UL ITE	UL/cUL60950-1	
EN ITE	EN60601-1	

Mechanical Details



Connecting Pin Pattern

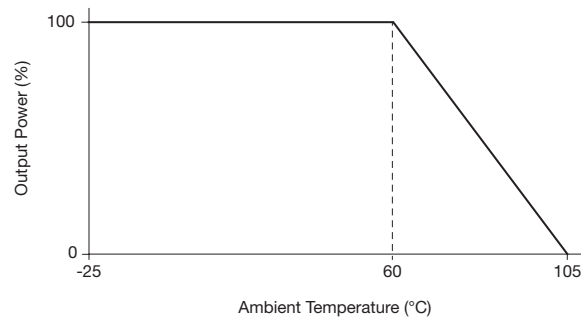


Pin Connections

Pin	Single	Dual
1	-Vin	-Vin
2	Remote On/Off	Remote On/Off
6	No Connection	Common
7	No Connection	-Vout
8	+Vout	+Vout
9	-Vout	Common
14	+Vin	+Vin

Application Notes

Derating Curve



Notes

- All dimensions are in inches (mm)
- Weight: 0.01 lbs (3.75 g) approx.
- Tolerance: X.XX±0.01 (X.X±0.25)
X.XXX±0.005 (X.XX±0.13)
- Pin Tolerance: ±0.002 (±0.05)