


TO-92 Plastic-Encapsulate Transistors

TO – 92

- 1.COLLECTOR
- 2.BASE
- 3.EMITTER



BC516 TRANSISTOR (PNP)

FEATURES

- High DC Current Gain
- High Collector Current

MAXIMUM RATINGS (T_a=25°C unless otherwise noted)

Symbol	Parameter	Value	Unit
V _{CB0}	Collector-Base Voltage	-40	V
V _{CEO}	Collector-Emitter Voltage	-30	V
V _{EBO}	Emitter-Base Voltage	-10	V
I _C	Collector Current	-1	A
P _C	Collector Power Dissipation	625	mW
R _{θJA}	Thermal Resistance Junction To Ambient	200	°C/W
T _j	Junction Temperature	150	°C
T _{stg}	Storage Temperature	-55~+150	°C

ELECTRICAL CHARACTERISTICS (T_a=25°C unless otherwise specified)

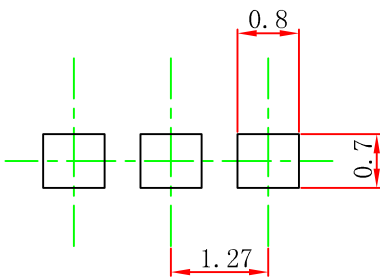
Parameter	Symbol	Test conditions	Min	Typ	Max	Unit
Collector-base breakdown voltage	V _{(BR)CBO}	I _C = -0.1mA, I _E =0	-40			V
Collector-emitter breakdown	V _{(BR)CEO}	I _C =-2mA, I _B =0	-30			V
Emitter-base breakdown voltage	V _{(BR)EBO}	I _E =-10μA, I _C =0	-10			V
Collector cut-off current	I _{CBO}	V _{CB} =-30V, I _E =0			-0.1	μA
DC current gain	h _{FE}	V _{CE} =-2V, I _C =-20mA	30000			
Collector-emitter saturation voltage	V _{CE(sat)}	I _C =-100mA, I _B =-0.1mA			-1	V
Base-emitter saturation voltage	V _{BE(sat)}	I _C =-100mA, I _B =-0.1mA			-1.5	V
Base-emitter voltage	V _{BE}	V _{CE} =-5V, I _C =-10mA			-1.4	V
Transition frequency	f _T	V _{CE} =-5V, I _C =-10mA, f=100MHz		200		MHz

TO-92 Package Outline Dimensions



Symbol	Dimensions In Millimeters		Dimensions In Inches	
	Min	Max	Min	Max
A	3.300	3.700	0.130	0.146
A1	1.100	1.400	0.043	0.055
b	0.380	0.550	0.015	0.022
c	0.360	0.510	0.014	0.020
D	4.400	4.700	0.173	0.185
D1	3.430		0.135	
E	4.300	4.700	0.169	0.185
e	1.270 TYP		0.050 TYP	
e1	2.440	2.640	0.096	0.104
L	14.100	14.500	0.555	0.571
Φ		1.600		0.063
h	0.000	0.380	0.000	0.015

TO-92 Suggested Pad Layout



Note:

1. Controlling dimension: in millimeters.
2. General tolerance: $\pm 0.05\text{mm}$.
3. The pad layout is for reference purposes only.

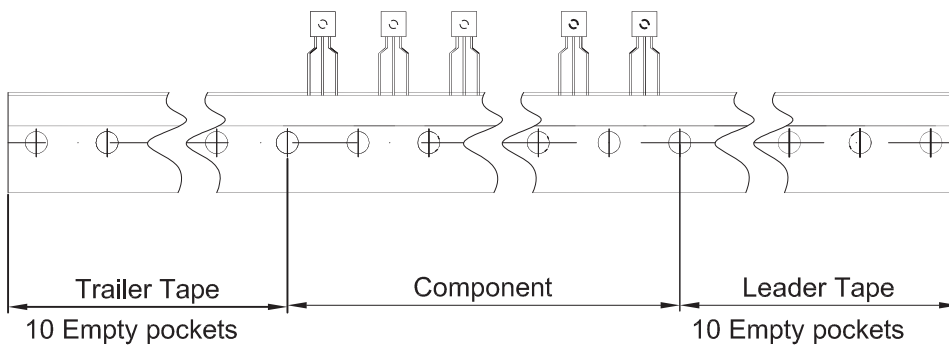
NOTICE

JCET reserve the right to make modifications, enhancements, improvements, corrections or other changes without further notice to any product herein. JCET does not assume any liability arising out of the application or use of any product described herein.

TO-92 PACKAGE TAPEING DIMENSION



Dimiensions are in millimeter								
A1	A	T	P	P0	P2	F1	F2	W
4.5	4.5	3.5	12.7	12.7	6.35	2.5	2.5	18.0
W0	W1	W2	H	H0	D0	t1	t2	ΔP
6.0	9.0	1.0 MAX.	19.0	16.0	4.0	0.4	0.2	0



Package	Box	Box Size(mm)	Carton	Carton Size(mm)
TO-92	2000 pcs	333×162×43	20,000 pcs	350×340×250