



Features


- ◇ For RF SAW filter
- ◇ Single-ended operation
- ◇ Ceramic Surface Mount Package
- ◇ Small size
- ◇ No matching required for operation at 50Ω
- ◇ RoHS compliant (2002/95/EC), Pb-free

Specifications

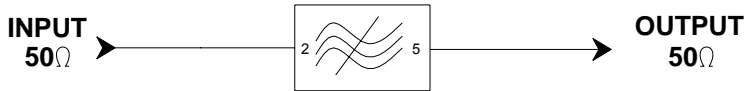
Parameter	Unit	Minimum	Typical	Maximum
Center Frequency	MHz	-	897.5	-
Insertion Loss(880~915MHz)	dB	-	1.5	2.5
VSWR(880~915MHz)	-	-	1.8	2
Passband Variation(880~915MHz)	dB	-	0.5	1.3
Ultimate Rejection	DC~860MHz	dB	17	-
	925~935MHz	dB	4	-
	935~960MHz	dB	20	-
	960~3660MHz	dB	20	-
Material Temperature coefficient	KHz/°C	-28.7		
Substrate Material	-	42LT		
Ambient Temperature	°C	25		
DC Voltage	V	0		
Input Power	dBm	-	-	10
ESD Class	-	1A		
Package Size	SMD3.0*3.0			

Notes:

1. All specifications are based on the test circuit shown;
2. In production, all specifications are measured by Agilent Network analyzer and full 2 port calibration at room temperature;
3. Electrical margin has been built into the design to account for the variations due to temperature drift and manufacturing tolerances;
4. This is the optimum impedance in order to achieve the performance show.

	SIPAT Co., Ltd. (CETC No.26 Research Institute) #14 Nanping Huayuan Road, Chongqing, China, 400060	Part Number	LBT89803	
		Rev. Date	2011-05-11	
		Ver.	1.0	Page

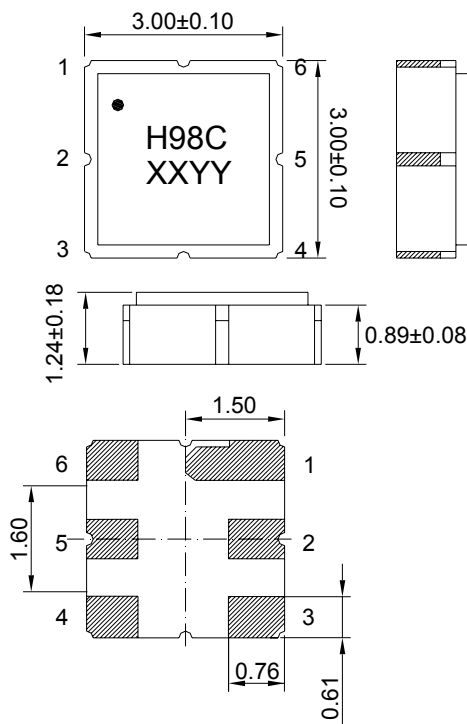
Matching Configuration



Source/Load Impedance=50 ohm

Notes - Component values may change depending on board layout.

Package Dimension



Pad Configuration:

Input: 2
Output: 5
Ground: 1,3,4,6

Marking Configuration:

1) •: Pad Number 1 Index
2) H98C: Part Number
3) XXYY: Date(Year/month)

Package: SMD3.0*3.0

Unit: mm

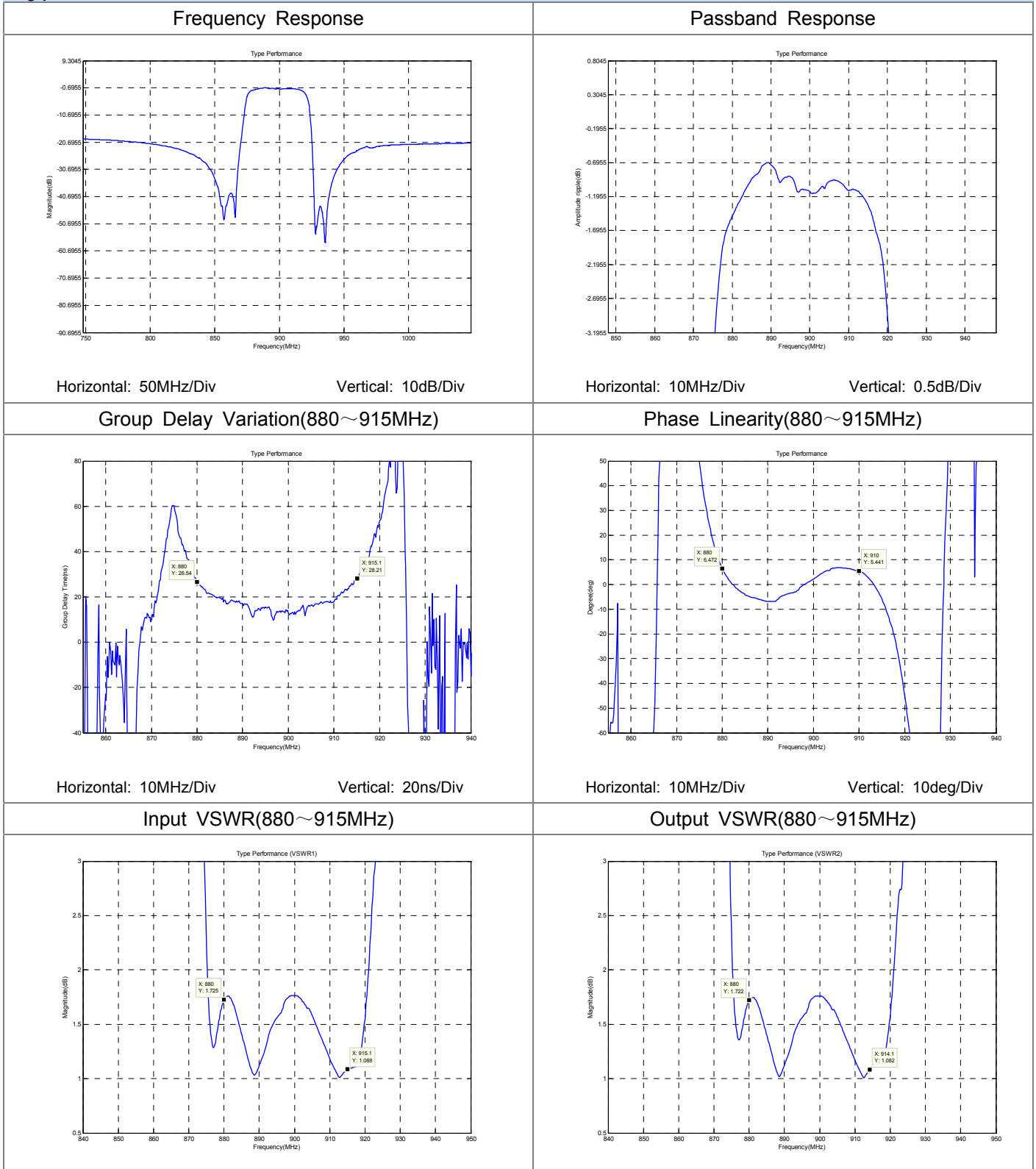


SIPAT Co., Ltd.
(CETC No.26 Research Institute)
#14 Nanping Huayuan Road,
Chongqing, China, 400060

Part Number	LBT89803	
Rev. Date	2011-05-11	
Ver.	1.0	Page 2/3



Typical Performance



SIPAT Co., Ltd.
(CETC No.26 Research Institute)
#14 Nanping Huayuan Road,
Chongqing, China, 400060

Part Number	LBT89803	
Rev. Date	2011-05-11	
Ver.	1.0	Page 3/3