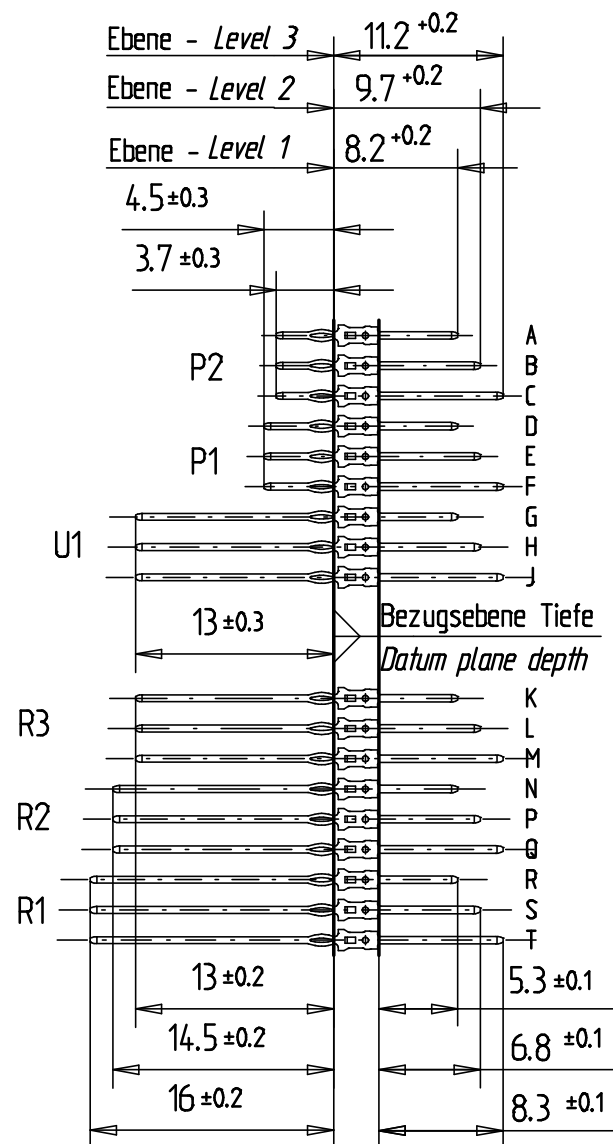
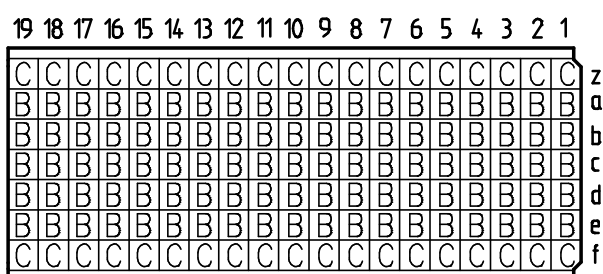
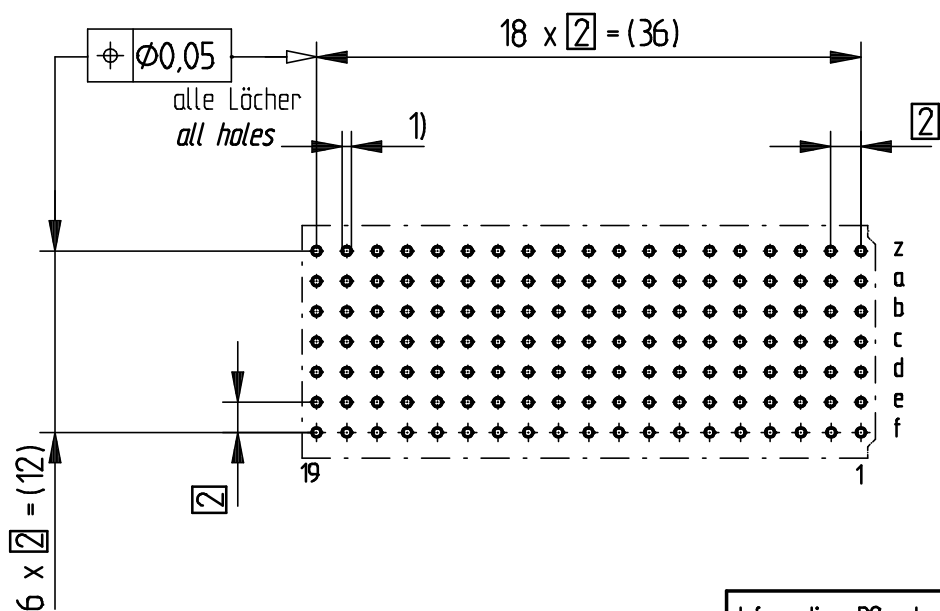


Bestückungsplan - contact layout



Lochbild für Leiterplatte (Bestückungsseite)

Board hole pattern (Component mounting side)



1)  $\phi 0,6 \pm 0,05$  Durchmesser des metallisierten Loches  
 $\phi 0,6 \pm 0,05$  Diameter of finished plated-through hole

Schichtaufbau im metallisierten Loch siehe Zeichnung 164062 Nr.1  
 Metal plating of plated-through hole see drawing 164062 No.1

Fehlende Maße und Angaben nach IEC 61076-4-101  
 Missing information and dimensions per IEC 61076-4-101

Consider protection memo from DIN 34	Information: P2 Level 2, 3 siehe Bestückungsplan / see contact layout Anforderungsstufe 2 / class 2	Tolerances  All Dimensions in mm	Scale 2:1	
	All rights reserved. Only for information. To insure that this is the latest version of this drawing, please contact one of the ERNI companies before using.	Subject to modification without prior notice. Drawing will not be updated.	Designation <b>ERmet Messerleiste B 19</b> <i>ERmet Male Wide Type B 19</i>	
e Index	10.06.2015 Date	www.ERNI.com	100803210089	K
		M:00069212.SZA	ERMB19	