


## Econoseal III ... 070 Series, Wire To Board Connectors (Continued)

### 070 Series, Wire To Board, Connector Housings, Headers and Lock Plates




One lock plate is required for each plug connector housing. Double lock plates are sold separately. Lock plates are not required for the PCB Header. Plug housings include a factory assembled, silicon interface ring.

Positions	Plug Connectors		Printed Circuit Board Header
	Receptacle Contact 175104-2 Required	Lock Plate	
	Housing Black Nylon	White Nylon	Housing, Black Nylon, Glass Filled
18	344106-1	344107-1	344103-1
36	344111-1	344112-1	344108-1

Header contacts are brass with selective gold plating at the separable interface and tin lead plating at the PCB interface.

### 070 Receptacle Contacts




Receptacle contacts are manufactured from 0.3 mm [.012 in.] thick material. Uncompressed contact length is 16.5 mm [.650 in.]

Wire Range mm <sup>2</sup> / AWG	Wire Ins. Dia. mm / Inches	Material & Finish	Receptacle Part Number	
			Strip	Loose Piece
0.5-1.25 [20-16]	1.6-2.4 [.063-.094]	Phos. Bronze Selective Gold	175104-2	—

175104-2 can also be applied to 2.0 mm<sup>2</sup> [#14 AWG] wires with thin wall insulation in the range of 2.4-2.7 mm [.094-.106]. Applicators for terminating 2.0 mm<sup>2</sup> [#14 AWG] wire are made to order. Call the Tooling Assistance Center at 1-800-722-1111 for more information.

### Wire Seals & Cavity Plugs

(One wire seal required per contact.)



All wire seals and cavity plugs are manufactured from silicon rubber.

Description	Wire Range mm <sup>2</sup> / AWG	Wire Ins. Dia. Inches / mm	Color	Part Number
Wire	0.5-1.25 [20-16]	1.6-2.4 [.063-.094]	Green	347874-1
Cavity Plug	—	—	Gray	348461-1

For 2.0 mm<sup>2</sup> [#14 AWG] wire with a 2.4 mm [.094] insulation diameter, use wire seal 347874-1. For 2 mm<sup>2</sup> [#14 AWG] wire with insulation diameters between 2.5-2.7 mm [.098-.106] wire seal 347875-1 should be used.