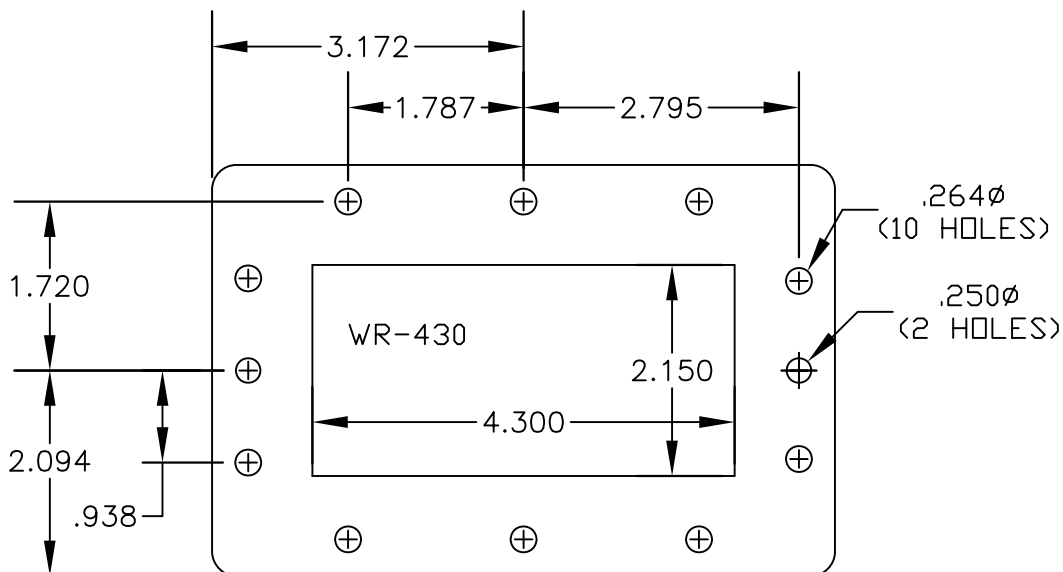
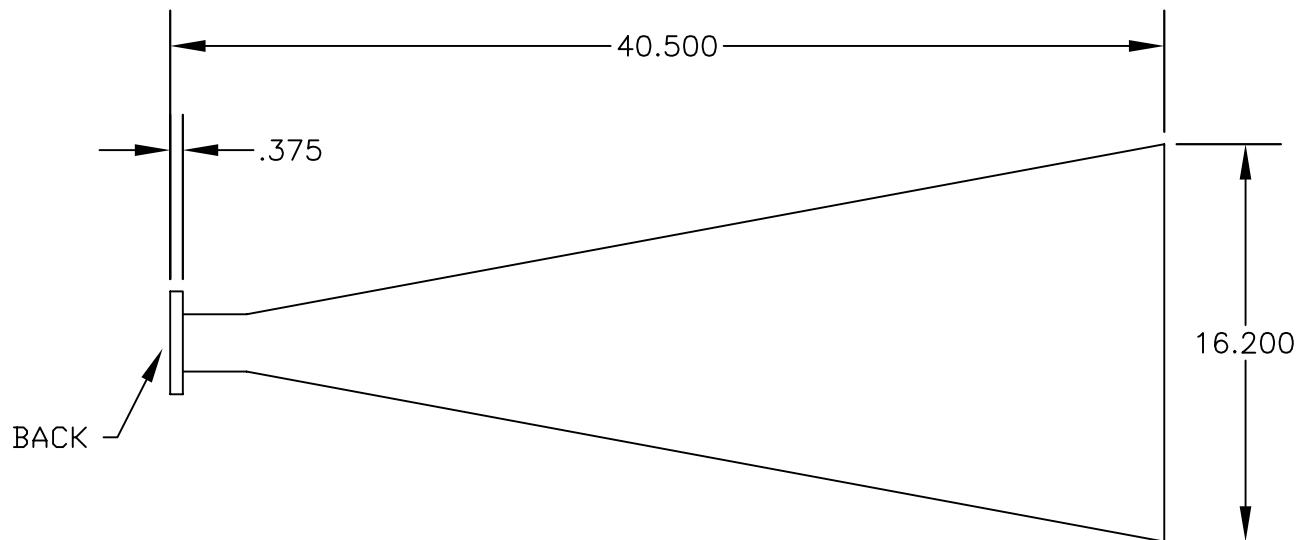


BACK VIEW



SPECIFICATIONS

WAVEGUIDE SIZE: WR430
 FREQUENCY RANGE: 1.70 TO 2.60 GHz
 GAIN: 20 dB



PASTERNACK ENTERPRISES, INC.

P.O. BOX 16759, IRVINE, CA 92623
 PHONE (949) 261-1920 FAX (949) 261-7451

WEB ADDRESS: www.pasternack.com
 E-MAIL ADDRESS: sales@pasternack.com

COAXIAL & FIBER OPTICS

DWG TITLE

PE9864-20

DES. STANDARD GAIN HORN

SIZE A

FSCM NO. 53919

CAD FILE 100906

SCALE N/A

127

NOTES:

1. UNLESS OTHERWISE SPECIFIED ALL DIMENSIONS ARE NOMINAL.
2. ALL SPECIFICATIONS ARE SUBJECT TO CHANGE WITHOUT NOTICE AT ANY TIME.



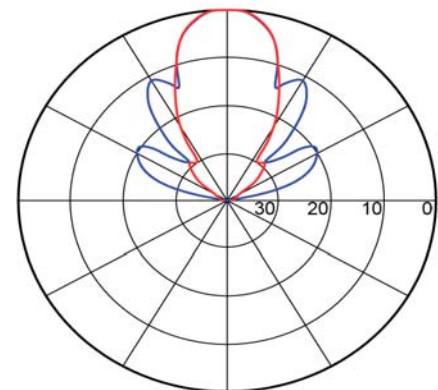
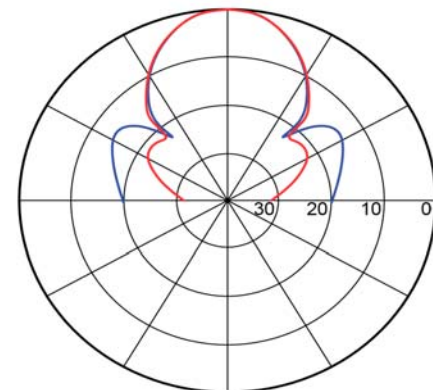
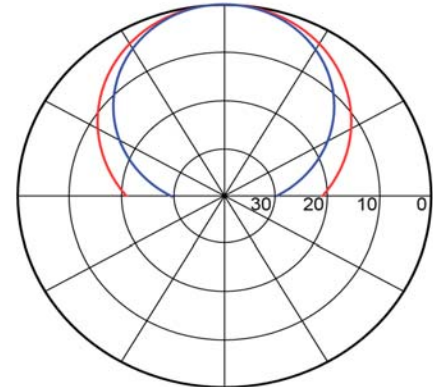
PASTERNAK ENTERPRISES, INC.
PO Box 16759, Irvine, Ca 92623

Toll Free: (866) 727-8376
Direct: +1 (949) 261-1920
FAX: +1 (949) 261-7451
Email: techsupport@pasternack.com

PE9850 thru PE9864 Standard Gain Horns

Standard Gain Horns

P/N	Size	Frequency (GHz)	Gain (dB)	3 dB Width E-Plane	3 dB Width H-Plane
PE9850-10	WR28	26.5 - 40.0	10	54.2°	54.4°
PE9850-15	WR28	26.5 - 40.0	15	32.1°	31.3°
PE9850-20	WR28	26.5 - 40.0	20	16.7°	18.3°
PE9851-10	WR34	22.0 - 33.0	10	54.1°	53.2°
PE9851-15	WR34	22.0 - 33.0	15	23.1°	40.8°
PE9851-20	WR34	22.0 - 33.0	20	17.0°	17.4°
PE9852-10	WR42	18.0 - 26.5	10	58.0°	57.0°
PE9852-15	WR42	18.0 - 26.5	15	31.3°	31.5°
PE9852-20	WR42	18.0 - 26.5	20	17.5°	17.8°
PE9853-10	WR51	15.0 - 22.0	10	55.1°	54.2°
PE9853-15	WR51	15.0 - 22.0	15	32.0°	31.8°
PE9853-20	WR51	15.0 - 22.0	20	16.9°	18.0°
PE9854-10	WR62	12.4 - 18.0	10	55.3°	50.9°
PE9854-15	WR62	12.4 - 18.0	15	30.1°	31.2°
PE9854-20	WR62	12.4 - 18.0	20	18.8°	18.9°
PE9855-10	WR75	10.0 - 15.0	10	50.2°	49.2°
PE9855-15	WR75	10.0 - 15.0	15	35.4°	28.5°
PE9855-20	WR75	10.0 - 15.0	20	16.3°	17.2°
PE9856-10	WR90	8.20 - 12.4	10	48.5°	47.4°
PE9856-15	WR90	8.20 - 12.4	15	29.3°	29.0°
PE9856-20	WR90	8.20 - 12.4	20	16.1°	16.5°
PE9857-10	WR102	7.00 - 11.0	10	55.5°	54.1°
PE9857-15	WR102	7.00 - 11.0	15	29.6°	29.3°
PE9857-20	WR102	7.00 - 11.0	20	17.0°	16.7°
PE9858-10	WR112	7.05 - 10.0	10	56.8°	55.2°
PE9858-15	WR112	7.05 - 10.0	15	32.4°	32.0°
PE9858-20	WR112	7.05 - 10.0	20	19.3°	19.3°
PE9859-10	WR137	5.85 - 8.20	10	55.1°	54.2°
PE9859-15	WR137	5.85 - 8.20	15	33.7°	33.2°
PE9859-20	WR137	5.85 - 8.20	20	18.7°	18.8°
PE9860-10	WR159	4.09 - 7.05	10	59.8°	48.3°
PE9860-15	WR159	4.09 - 7.05	15	31.3°	30.8°
PE9860-20	WR159	4.09 - 7.05	20	14.3°	16.9°
PE9861-10	WR187	3.95 - 5.85	10	55.0°	54.1°
PE9861-15	WR187	3.95 - 5.85	15	33.8°	33.3°
PE9861-20	WR187	3.95 - 5.85	20	18.9°	19.2°
PE9862-10	WR229	3.30 - 4.90	10	58.6°	51.9°
PE9862-15	WR229	3.30 - 4.90	15	32.7°	32.4°
PE9862-20	WR229	3.30 - 4.90	20	17.1°	16.7°
PE9863-10	WR284	2.60 - 3.95	10	50.8°	54.1°
PE9863-15	WR284	2.60 - 3.95	15	31.0°	30.6°
PE9863-20	WR284	2.60 - 3.95	20	17.2°	16.5°
PE9864-10	WR430	1.70 - 2.60	10	64.8°	45.4°
PE9864-15	WR430	1.70 - 2.60	15	33.1°	32.0°
PE9864-20	WR430	1.70 - 2.60	20	17.3°	17.4°



Gain and beamwidth data are typical.

Additional data, such as calibration data, is provided for an additional fee.