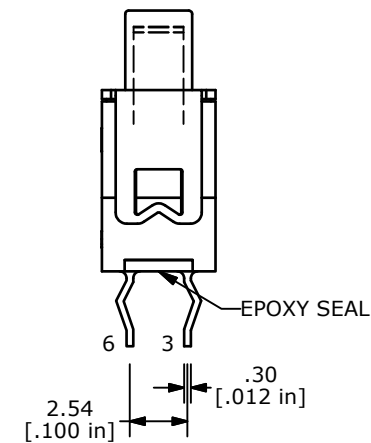
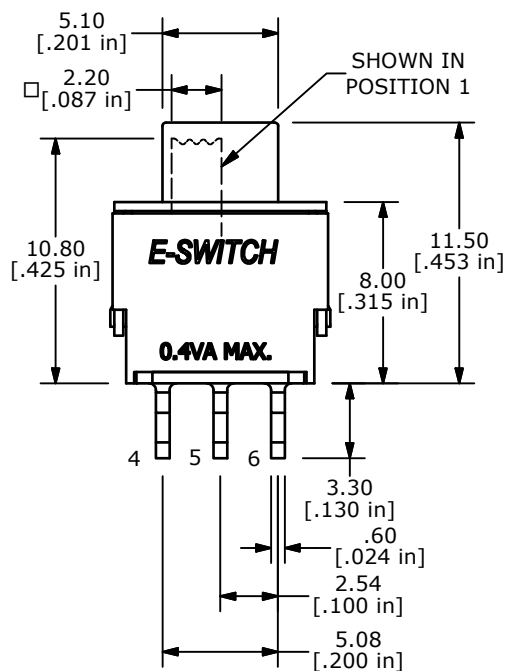
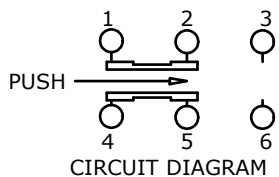

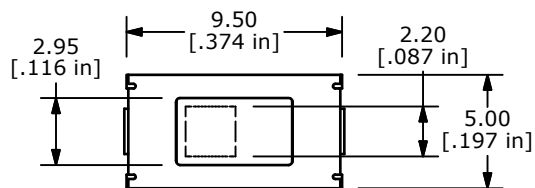


SWITCH FUNCTION		
POS. 1	POS. 2	POS. 3
ON	OFF	ON
2-1,5-4	OPEN	2-3,5-6



- NOTE:
1. ALL DIMENSIONS IN MM [INCH]
 2. GENERAL TOLERANCE: X.X=±0.4
X.XX=±0.25
 3. TERMINAL NUMBERS FOR REF ONLY
 4. RATING: 0.4 VA MAX. @ 20 V (AC OR DC)
 5. ELECTRICAL LIFE: 40,000 ACTUATIONS AT FULL LOAD.
 6. CONTACT RESISTANCE: <50 mΩ
 7. INSULATION RESISTANCE: >500 MEGA Ω @250V DC FOR 1 MINUTE.
 8. ACTUATION FORCE: 200 +/-100g
 9. DIELECTRIC STRENGTH: 500 VAC
 10. OPERATING TEMP.: -20°C to 80°C
 11. ▲ DENOTES CRITICAL PARAMETER.
 12. TRAVEL: 1.9mm
 13. 2002/95/EC (ROHS) COMPLIANT



TITLE 500RDP3S1M2RE				
SCALE 3:1	DATE 9/7/2011	DR BMA	DWG T540008	REV A

A	20132	RELEASE FOR PRODUCTION	09/07/11	BMA
REV	PCR NO	DESCRIPTION	DATE	BY
<small>THE INFORMATION CONTAINED IN THIS DOCUMENT IS PROPRIETARY TO E-SWITCH AND IS NOT TO BE COPIED OR TRANSFERRED</small>				