

### Anaren High Frequency Chip Resistor



#### Electrical Specifications:

	Room (25 °C)		
	Min.	Typ.	Max.
Resistance ( $\Omega$ )	47.5	50	52.5
TCR (ppm / °C)	-300		+300
Power (W)			0.5
Operating Temperature (°C)	-55		150
Frequency Range (GHz)	DC		17
Return Loss (dB)			10

Specifications subject to change with out notice.

#### Features:

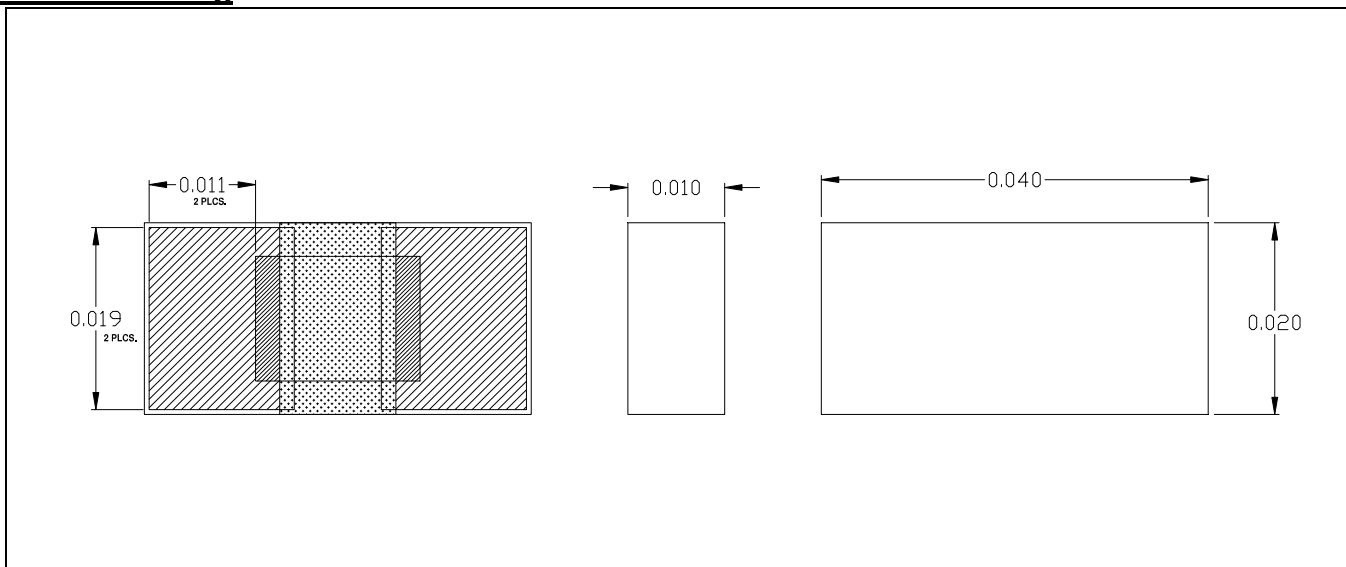
- RF Performance up to 17 GHz
- 50  $\Omega$
- 10 mil 96 % Alumina
- Non-Nichrome Resistive Element
- Terminals: Palladium Silver
- Solder Attach
- Tolerance 5%

#### Description

- Thick Film chip resistor with Palladium Silver terminals.
- Base Material is 10 mil 96% Alumina.
- Other values available.

#### Outline Drawing

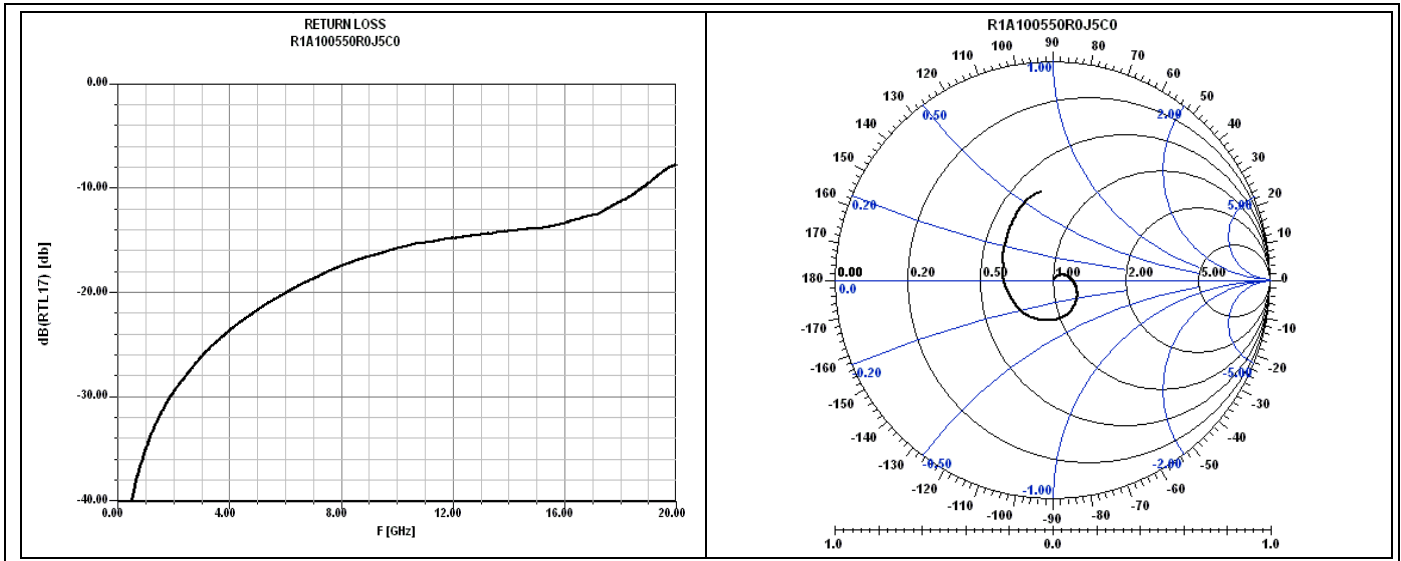
Dimensions shown in inches  $\pm 0.002$  unless otherwise shown



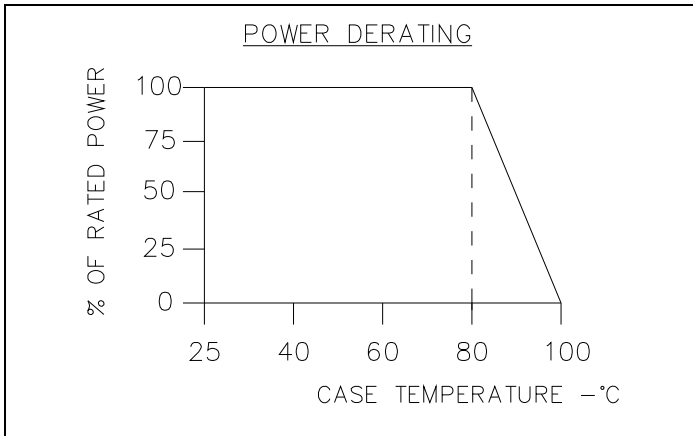
R1A100550R0J5C0 (097) Rev B



## Performance Specifications:

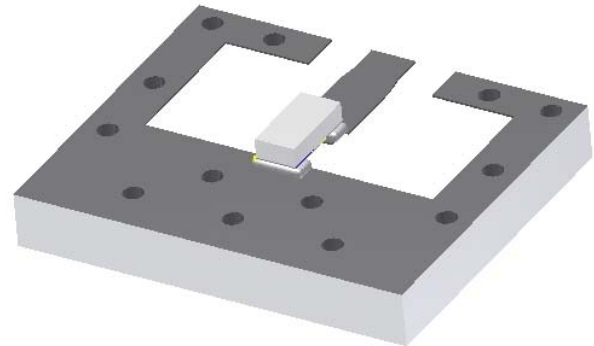


## Power De-rating:



## Suggested Mounting:

Solder mount using SAC solder with resistive side down



Description of Standard Tests as specified by options in Part Number			
Parameter	Change in Resistance		Test Method
	Limit	Typical	
Resistance	± 5%	50 Ω	Measurement at 25°C
T.C.R (ppm / °C)	±300	65	Measurement at +25°C to -55°C and +25°C to +125°C
Overload (Short Time)	±2%	±0.5%	Rated Voltage x 2.5 for 5 seconds
Thermal Shock	±0.5%	±0.3%	-55°C (30 minutes), +125°C (30 minutes), 100 cycles
Life Test	±3%	±1%	70°C ± 2°C, 1000 hours, 1.5 hr ON, 0.5 hr OFF cycle
High Temperature Exposure	±1%	±0.3%	+125°C, 1000 hours +155°C, 1000 hours

R1A100550R0J5C0 (097) Rev B

USA/Canada: (315) 432-8909  
Toll Free: (800) 544-2414  
Europe: +44 2392-232392

Available on Tape and Reel For Pick and Place Manufacturing.



What'll we think of next?™

# Mouser Electronics

Authorized Distributor

Click to View Pricing, Inventory, Delivery & Lifecycle Information:

[Anaren:](#)

[R1A100550R0J5C0](#)