

## Demonstration board mounting the L6230Q three-phase brushless DC motor driver

Data brief

### Features

- Operating supply voltage from 8 to 52 V
- 2.8 A output peak current (1.4 A<sub>r.m.s.</sub>)
- R<sub>DS(on)</sub> 0.73 Ω typ. value @ T<sub>J</sub> = 25 °C
- Integrated fast freewheeling diodes
- Operating frequency up to 100 kHz
- Non-dissipative overcurrent detection and protection
- Cross conduction protection
- Diagnostic output
- Uncommitted comparator
- Thermal shutdown
- Undervoltage lockout



### Description

The L6230Q is a DMOS fully integrated three-phase motor driver with overcurrent protection, optimized for FOC applications thanks to the independent current sensing.

Realized in BCD multipower technology, the L6230Q features a non-dissipative overcurrent protection on the high-side power MOSFETs and thermal shutdown.


An uncommitted comparator with open-drain output is available.

# 1 Board description

Table 1. EVAL6230QR: electrical specifications (recommended values)

Parameter	Value
Supply voltage range (VS)	8 to 52 Vdc
Output current rating (OUTx)	up to 1.4 A <sub>r.m.s.</sub>
Switching frequency	up to 100 kHz
Input and enable voltage range	0 to + 5 V
Comparator input voltage range	0 to + 5 V
L6230Q thermal resistance junction-to-ambient	42 °C/W

Figure 1. EVAL6230QR connector description



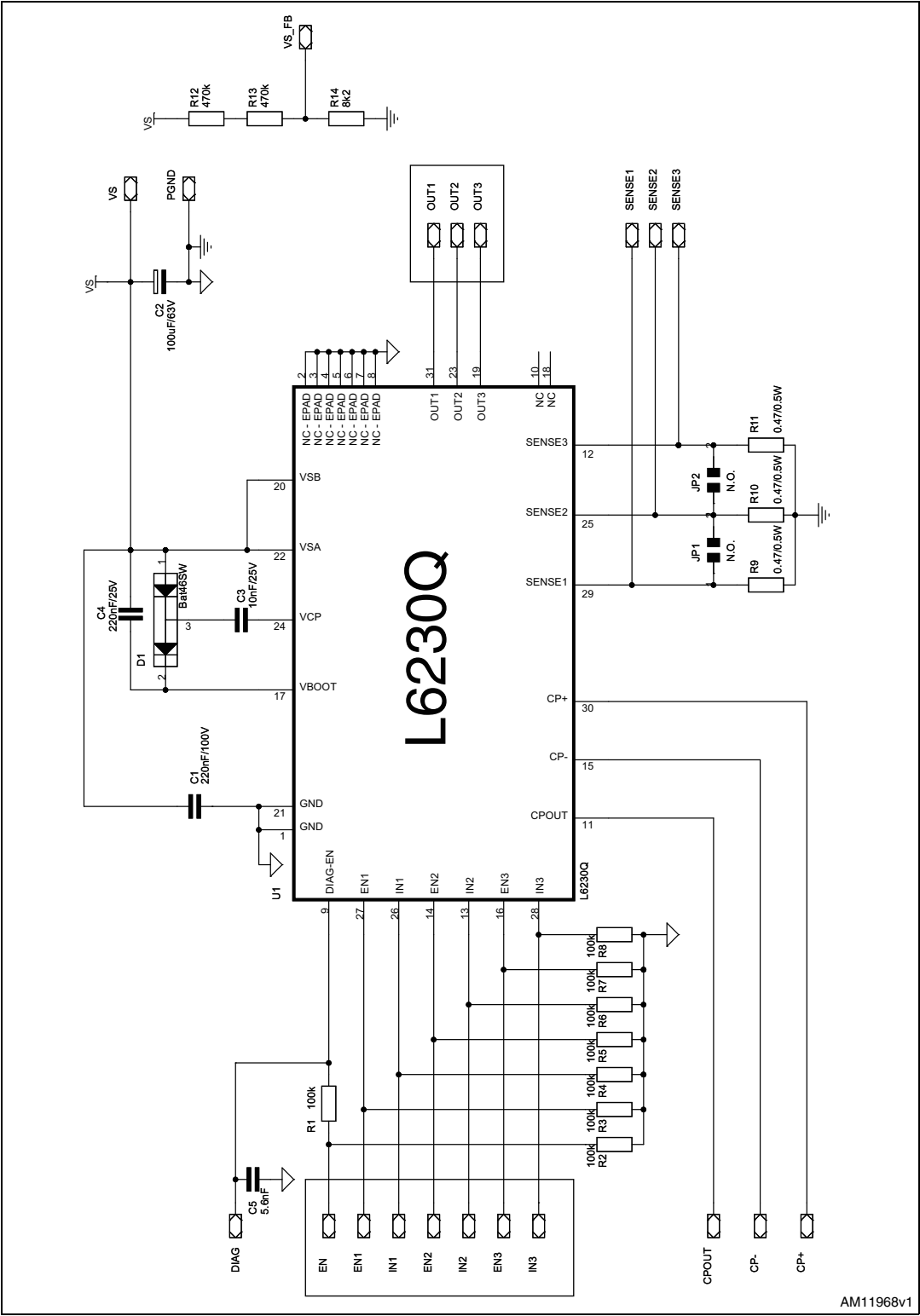
AM16555v1

**Table 2. EVAL6230QR: pin connections**

Name	Type	Function
VS	Power supply	Power supply voltage
PGND	Ground	Power ground terminal
VS_FB	Analog output	Supply voltage feedback (1/115 divider ratio)
EN	Logic input	Chip enable (active 'H'). When 'L' switches OFF all power DMOS.
IN1	Logic input	Logic input half-bridge 1
EN1	Logic input	Enable input half-bridge 1
IN2	Logic input	Logic input half-bridge 2
EN2	Logic input	Enable input half-bridge 2
IN3	Logic input	Logic input half-bridge 3
EN3	Logic input	Enable input half-bridge 3
DIAG	Open-drain output	Diagnostic pin. When 'L' signals an overcurrent or overtemperature event.
CPOUT	Open-drain output	Open-drain output of internal comparator
CP-	Analog input	Inverting input of internal comparator
CP+	Analog input	Non-inverting input of internal comparator
SENSE1	Analog output	Half-bridge 1 source pin
SENSE2	Analog output	Half-bridge 2 source pin
SENSE3	Analog output	Half-bridge 3 source pin
OUT1	Power output	Output half-bridge 1
OUT2	Power output	Output half-bridge 2
OUT3	Power output	Output half-bridge 3

## 2 Schematic and bill of material

Figure 2. EVAL6230QR schematic diagram



AM11968v1

Table 3. EVAL6230QR part list

Part reference	Part value	Part description
C1	220 nF/100 V	Capacitor
C2	100 µF/63 V	Capacitor
C3	10 nF/25 V	Capacitor
C4	220 nF/25 V	Capacitor
C5	5.6 nF	Capacitor
D1	BAT46SW	Diodes
R1 to R8	100 kΩ 5 % 0.25 W	Resistor
R9, R10, R11	0.47 Ω - 0.5 W	Resistor
R12, R13	470 kΩ 5 % 0.25 W	Resistor
R14	8.2 kΩ 5 % 0.25 W	Resistor
U1	L6230Q	Three-phase BLDC motor driver in VFQFPN5x5

Figure 3. EVAL6230QR component placement

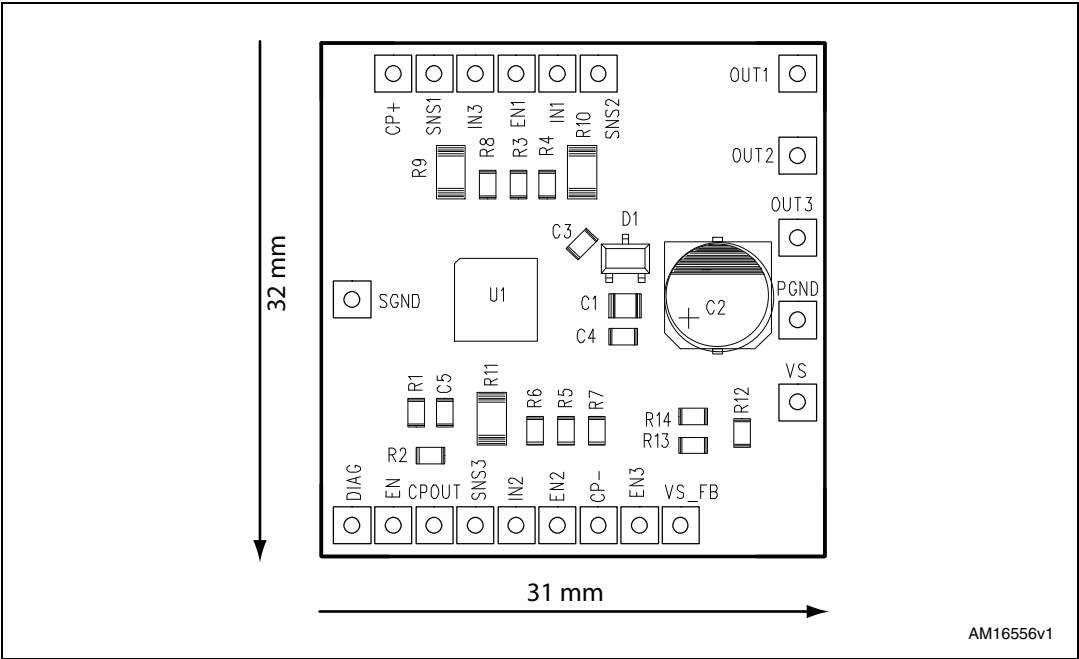


Figure 4. EVAL6230QR top layer layout

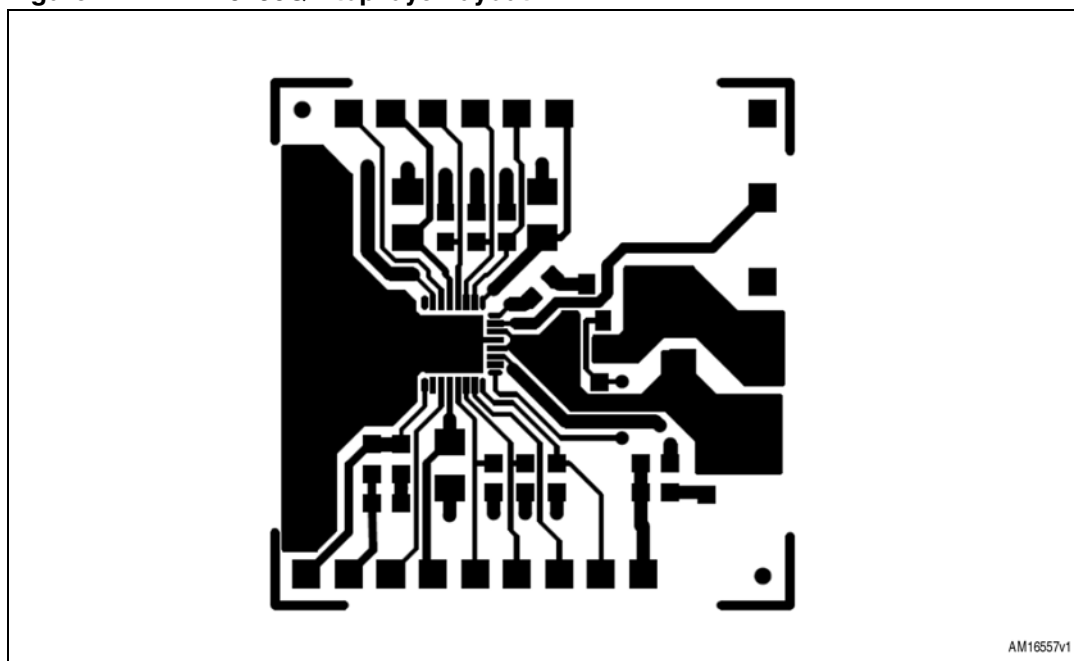
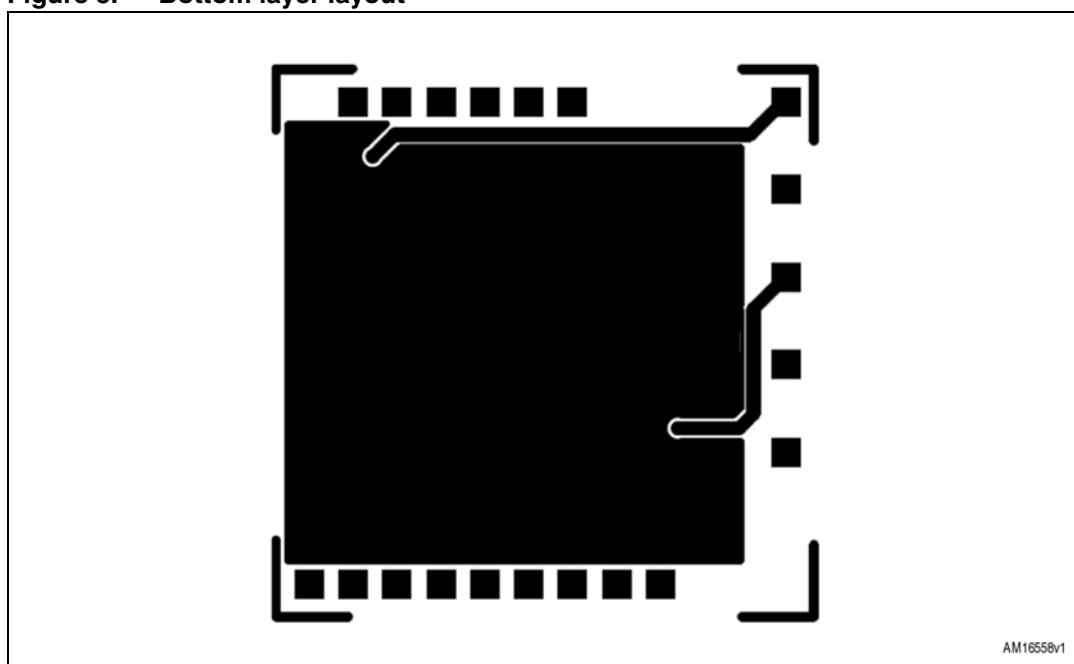


Figure 5. Bottom layer layout



### 3 Revision history

**Table 4. Document revision history**

Date	Revision	Changes
15-Jan-2013	1	Initial release.

**Please Read Carefully:**

Information in this document is provided solely in connection with ST products. STMicroelectronics NV and its subsidiaries ("ST") reserve the right to make changes, corrections, modifications or improvements, to this document, and the products and services described herein at any time, without notice.

All ST products are sold pursuant to ST's terms and conditions of sale.

Purchasers are solely responsible for the choice, selection and use of the ST products and services described herein, and ST assumes no liability whatsoever relating to the choice, selection or use of the ST products and services described herein.

No license, express or implied, by estoppel or otherwise, to any intellectual property rights is granted under this document. If any part of this document refers to any third party products or services it shall not be deemed a license grant by ST for the use of such third party products or services, or any intellectual property contained therein or considered as a warranty covering the use in any manner whatsoever of such third party products or services or any intellectual property contained therein.

**UNLESS OTHERWISE SET FORTH IN ST'S TERMS AND CONDITIONS OF SALE ST DISCLAIMS ANY EXPRESS OR IMPLIED WARRANTY WITH RESPECT TO THE USE AND/OR SALE OF ST PRODUCTS INCLUDING WITHOUT LIMITATION IMPLIED WARRANTIES OF MERCHANTABILITY, FITNESS FOR A PARTICULAR PURPOSE (AND THEIR EQUIVALENTS UNDER THE LAWS OF ANY JURISDICTION), OR INFRINGEMENT OF ANY PATENT, COPYRIGHT OR OTHER INTELLECTUAL PROPERTY RIGHT.**

**UNLESS EXPRESSLY APPROVED IN WRITING BY TWO AUTHORIZED ST REPRESENTATIVES, ST PRODUCTS ARE NOT RECOMMENDED, AUTHORIZED OR WARRANTED FOR USE IN MILITARY, AIR CRAFT, SPACE, LIFE SAVING, OR LIFE SUSTAINING APPLICATIONS, NOR IN PRODUCTS OR SYSTEMS WHERE FAILURE OR MALFUNCTION MAY RESULT IN PERSONAL INJURY, DEATH, OR SEVERE PROPERTY OR ENVIRONMENTAL DAMAGE. ST PRODUCTS WHICH ARE NOT SPECIFIED AS "AUTOMOTIVE GRADE" MAY ONLY BE USED IN AUTOMOTIVE APPLICATIONS AT USER'S OWN RISK.**

Resale of ST products with provisions different from the statements and/or technical features set forth in this document shall immediately void any warranty granted by ST for the ST product or service described herein and shall not create or extend in any manner whatsoever, any liability of ST.

ST and the ST logo are trademarks or registered trademarks of ST in various countries.

Information in this document supersedes and replaces all information previously supplied.

The ST logo is a registered trademark of STMicroelectronics. All other names are the property of their respective owners.

© 2013 STMicroelectronics - All rights reserved

STMicroelectronics group of companies

Australia - Belgium - Brazil - Canada - China - Czech Republic - Finland - France - Germany - Hong Kong - India - Israel - Italy - Japan - Malaysia - Malta - Morocco - Philippines - Singapore - Spain - Sweden - Switzerland - United Kingdom - United States of America

[www.st.com](http://www.st.com)