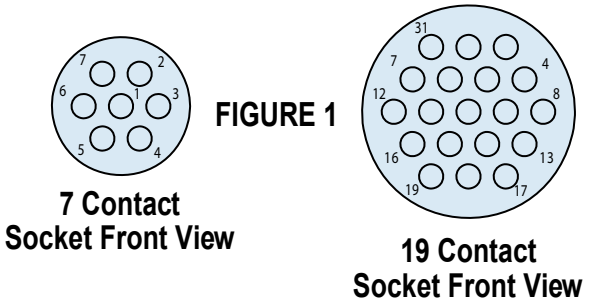
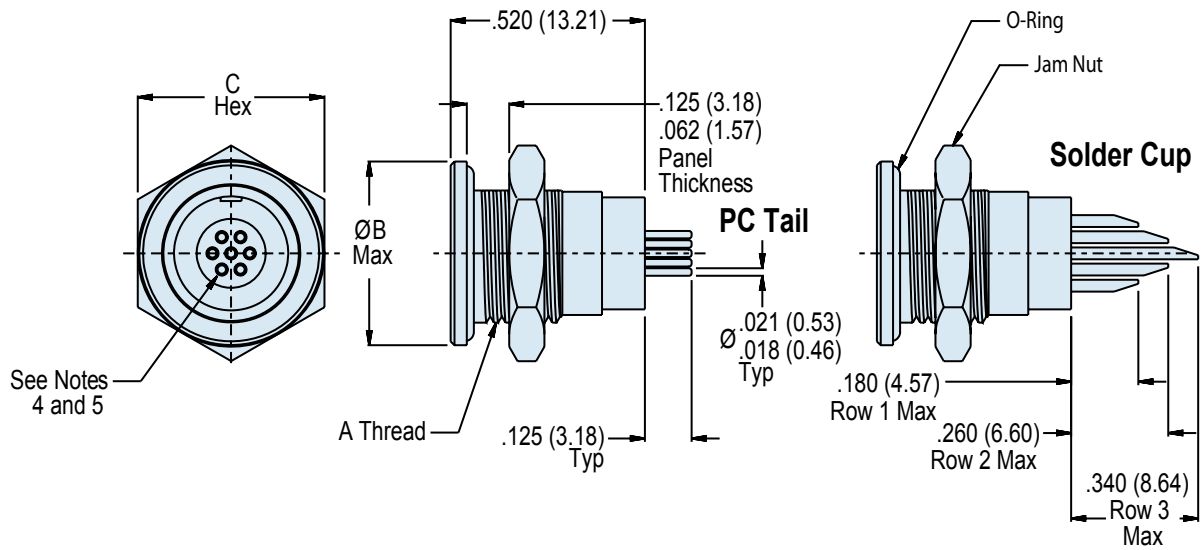
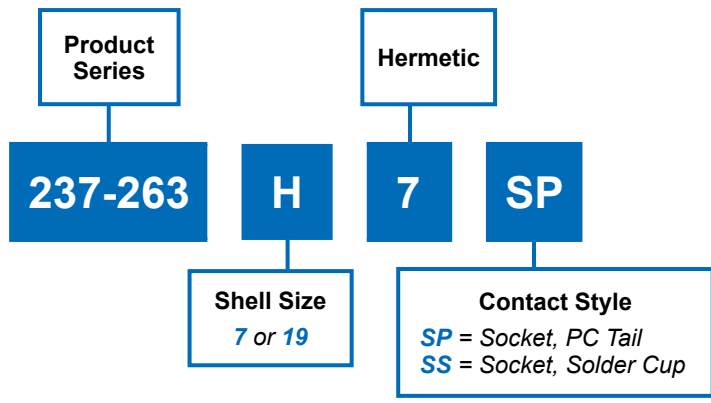





**237-263**  
**Special Micro Circular Quick Disconnect Receptacle**  
 Hermetic • Rear panel Jam Nut Mount, Socket PC Tail or Solder Cup



\* Additional shell materials available, including titanium and Inconel®. Consult factory for ordering information.  
 Dimensions in Inches (millimeters) are subject to change without notice.

237-263

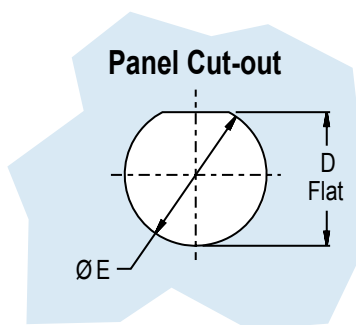
Special Micro Circular Quick Disconnect Receptacle  
Hermetic • Rear panel Jam Nut Mount, PC Tail or Solder Cup



Special Connectors

TABLE I: CONNECTOR DIMENSIONS					
Shell Size	A Thread Class 2A	B Dia	C Hex	D Flat	E Dia ± .005 (0.13)
7	.3750-32 UNEF	.565 (14.35)	.565 (14.35)	.360 (9.14) .357 (9.07)	.380 (11.1)
19	.5000-28 UNEF	.735 (18.67)	.735 (18.67)	.485 (12.32) .483 (12.27)	.505 (12.7)

HERMETIC LEAK RATE MOD CODES	
Designator	Required Leak Rate
-585A	1 x 10 <sup>-10</sup> cc Helium per second
-585B	1 x 10 <sup>-9</sup> cc Helium per second
-585C	1 x 10 <sup>-8</sup> cc Helium per second



N

APPLICATION NOTES	
1. Material/Finish: Shell, Jam Nut - Stainless steel/Passivated. Insulators - Full glass/N.A. O-Ring - Fluorosilicone/N.A. Contacts - Iron-nickel alloy/Gold plate.	4. Insert arrangement is in accordance with Figure One.
2. Assembly is identified with manufacturer's name, cage code, part number and date code, space permitting.	5. Insert arrangement is shown for reference only.
3. Glenair 237-263 receptacle connector is designed to mate with Glenair quick disconnect micro circular plug, part number 257-985 having the same shell size and insert arrangement.	6. Performance: Hermeticity - <1X10 <sup>-6</sup> SccHe/sec @ 1 atmosphere differential. D.W.V. - 150 VAC at sea level. I.R. - 5000 MegaOhms minimum.
	7. Metric dimensions (mm) are in parentheses.

Dimensions in Inches (millimeters) are subject to change without notice.