

COSEL

On Board Type DC-DC converter
MG15/30 series

Compact and general use type
Isolated type DC-DC converter







MG15/30 series

Contents

Contents	1
Features of MG series	2
MGS15	3
MGS30	5
MGW15	7
MGW30	9
MGFS15	11
MGFS30	13
MGFW15	15
MGFW30	17



External view	Item Model	Input voltage [V]	Output voltage[V] / Output current[A]							External dimension [mm] W×H×D
			Single output				2 output			
			3.3[V]	5[V]	12[V]	15[V]	±5(+10)[V]	±12(+24)[V]	±15(+30)[V]	
	MG15	DC9-18	4	3	1.3	1	1.5	0.65	0.5	25.4×9.9×25.4
		DC18-36	4	3	1.3	1	1.5	0.65	0.5	
		DC36-76	4	3	1.3	1	1.5	0.65	0.5	
	MGF15 (Wide input)	DC9-36	4	3	1.3	1	1.5	0.65	0.5	25.4×9.9×25.4
		DC18-76	4	3	1.3	1	1.5	0.65	0.5	
	MG30	DC9-18	8	6	2.5	2	2.5	1.25	1	25.4×9.9×50.8
		DC18-36	8	6	2.5	2	2.5	1.25	1	
		DC36-76	8	6	2.5	2	2.5	1.25	1	
	MGF30 (Wide input)	DC9-36	7.5	6	2.5	2	2	1.25	1	25.4×9.9×50.8
		DC18-76	7.5	6	2.5	2	2	1.25	1	

MG15/30 series

Compact, general use and isolated type
DC-DC converter

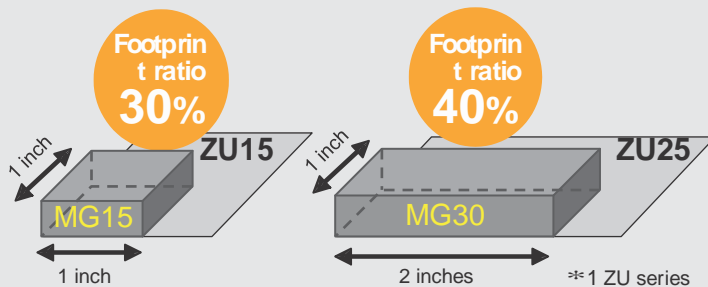
Lineup of 70 models

World standard 1 × 1 inch, 1 × 2 inch Isolated type DC-DC converter

When compared to conventional models (our ZU series), downsizing and light-weighted system are achieved. Thus, long-term reliability and high efficiency are both achieved. In 15/30W class, wide input type are added. With whelming variations, free choice than ever is achieved. Thus, RoHS compliant product that is environment friendly.

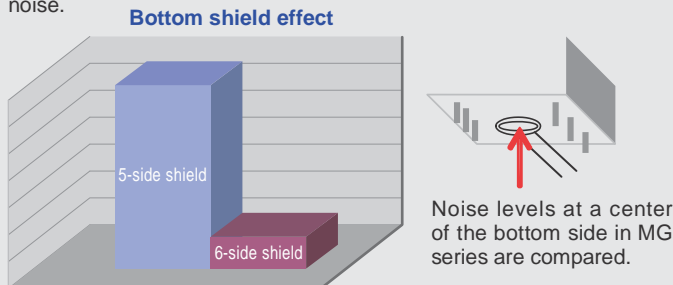
Best-matching to downsizing of the board area

When compared to conventional systems (*1), footprint area on board is 40% or smaller.



Noise countermeasure with 6-side shield.

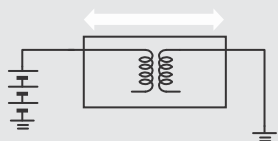
As well as a case, the bottom surface is also shielded for lowering the noise.



Isolation DC1,500V (1 min.)

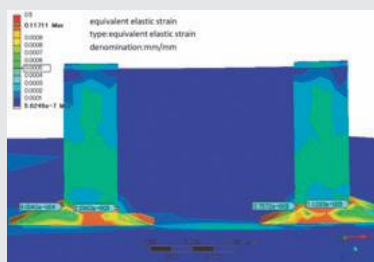
Isolation between input and output is DC1,500V (1 min) and safety level has been increased.

Between input ⇔ output



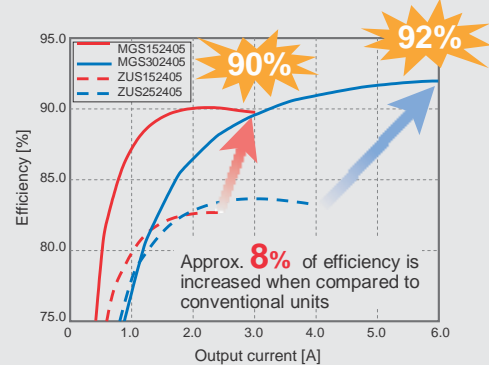
10 years warranty

By securing reliability of parts soldering sections, long-term reliability has been achieved.




High efficiency, light-weighted, compact size

Compact sizing and light-weighted are achieved by applying synchronized rectification circuit.



Wide input type is newly added to the lineup.

Conventionally, two systems were used depending on input voltage. With MG series wide input type, only one system is required. Therefore, power supply can be used commonly.



Conventionally, systems of two types were required.

However, corresponding with one system is now available.



Reducing the management cost

Other features

- Wide operating temperature range (-40 to +85°C)
- Remote control function
- Output voltage external variation function (single output)
- Fuse is built-in at the input side
- Built-in synchronized rectification circuit (single output)
- Aluminum electrolysis / tantalum electrolytic capacitor unused
- Safety standard (UL, C-UL, EN) certifications