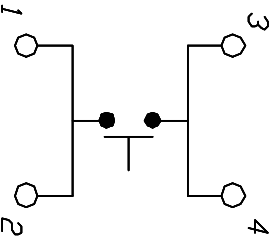


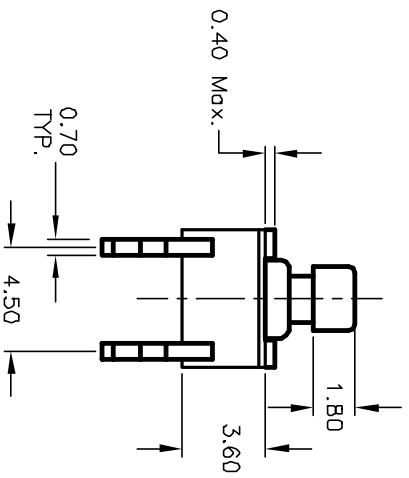
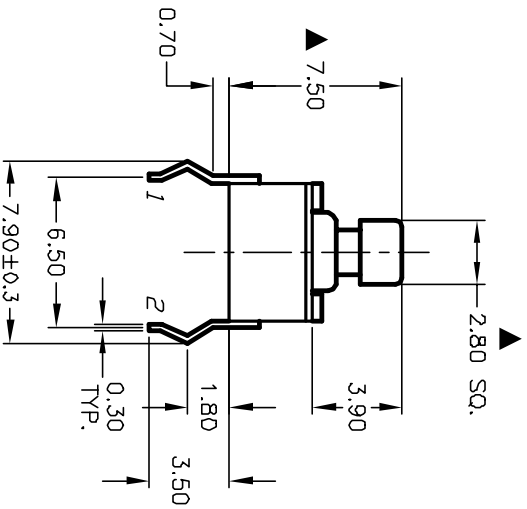
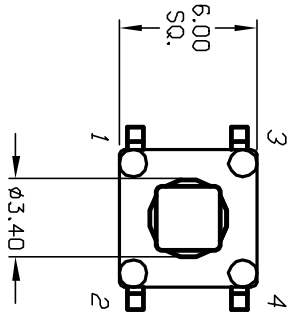
RECOMMENDED P.C.B. LAYOUT



CIRCUIT: SPST

NOTES:

1. ALL DIMENSIONS IN MM
2. GENERAL TOLERANCE: X.X=±0.4
X.XX=±0.25
3. TERM. NOS. FOR REFERENCE ONLY.
4. RATINGS: 12VDC, 50mA
5. OPERATING FORCE: 100gf
6. TRAVEL: 0.25±0.1mm
7. CONTACT RESISTANCE: 100Ω Max.
8. ELECTRICAL LIFE: 100,000 CYCLES MIN.
9. DESIGNATE MAJOR: ▲



| | | | | |
|------|---------|-------------------------|--------|------|
| REV. | ECN No. | DESCRIPTION | DATE | CHKD |
| A | 11501 | RELEASED FOR PRODUCTION | 9/4/02 | CJB |

| | | | | | |
|-----------------|-------|------|----|---------|-----|
| TITLE | SCALE | DATE | DR | DWG | REV |
| TL1105SP F100 Q | 3:1 | -- | -- | P010210 | A |

E-SWITCH®

THE INFORMATION CONTAINED IN THIS DOCUMENT IS PROPRIETARY TO E-SWITCH AND IS NOT TO BE COPIED OR TRANSMITTED