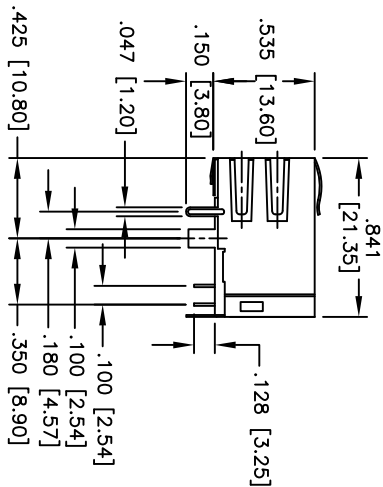
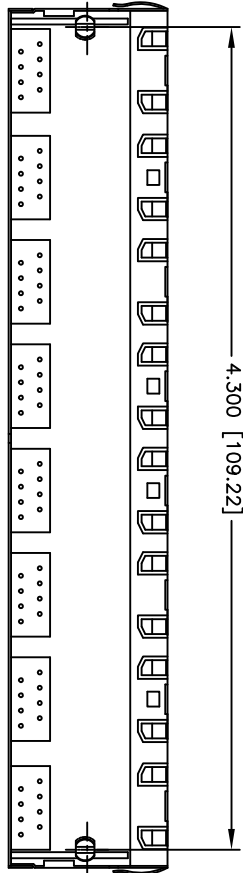
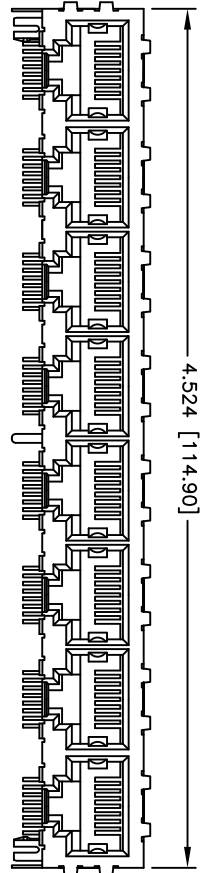
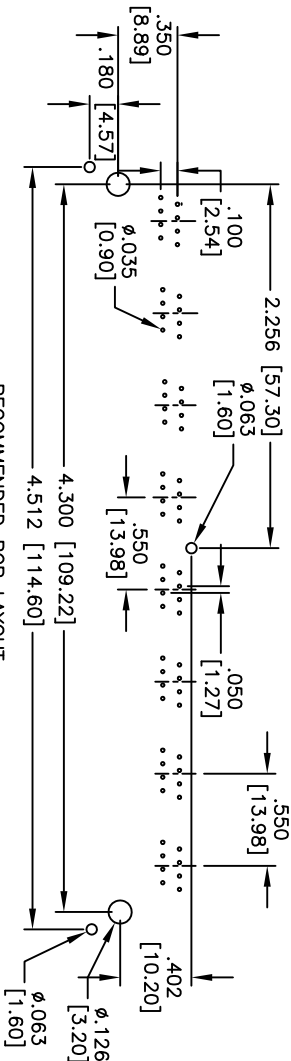


Rev	AWO #	Description	Date	Appr
-		RELEASED	5/13/10	

APPROVED: _____
 DATE: _____ TITLE: _____



RECOMMENDED PCB LAYOUT



RECOMMENDED PCB LAYOUT

SPECIFICATIONS:

Material:
 Insulator: PBT, rated UL 94V-0
 Insulator color: Black
 Contacts: Phosphor Bronze
 Shield: Copper Alloy, Nickel plated
 Plating:
 Gold over Nickel underplate on contact area,
 Tin over Copper underplate on PCB tails.
 (See chart for thickness)

Electrical:

Operating voltage: 150 VAC max
 Current rating: 1.5 Amps max
 Contact resistance: 20 mohms max
 Insulation resistance: 1000 Mohms min @ 500 VDC
 Dielectric withstanding voltage: 1000 VAC for 1 minute
 Temperature Rating:
 Operating temperature: -40°C to +125°C
 Environmental:
 Lead free, RoHS compliant.
 Recommended soldering temp: 235°C for 5 sec.

"X"	PLATING
0	15 uin Gold
1	30 uin Gold
2	50 uin Gold

UNLESS OTHERWISE SPECIFIED
 ALL DIMENSIONS ARE MM [INCHES]
 TOLERANCES: EXCEPT AS NOTED
 INCHES

HOLDERS	HOLDERS
.X ± .10	ØX ± .10
.XX ± .020	ØXX ± .015
.XXX ± .015	ØXXX ± .010

APPROVALS

DATE

SIZE

PART NO.

REV.

ADAM TECH

909 Rahway Avenue, Union, NJ 07083
 Phone: 908-687-5000 Fax: 908-687-0214

MODULAR TELEPHONE JACK, R/A
 GANGED, PCB, 8 PORT, 8P8C

MTJG-8-88TY1-FSG-PG-1

SCALE: NTS SHEET 1 OF 1



6

5

4

3

2

1