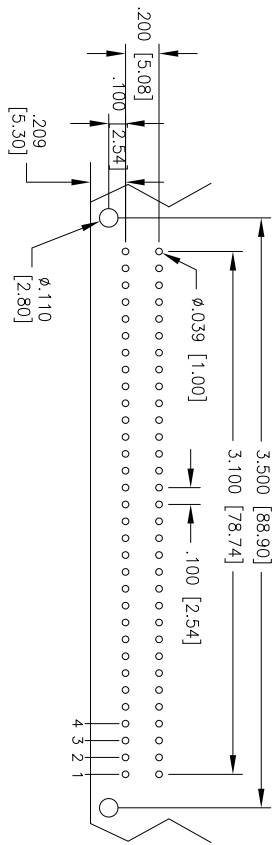
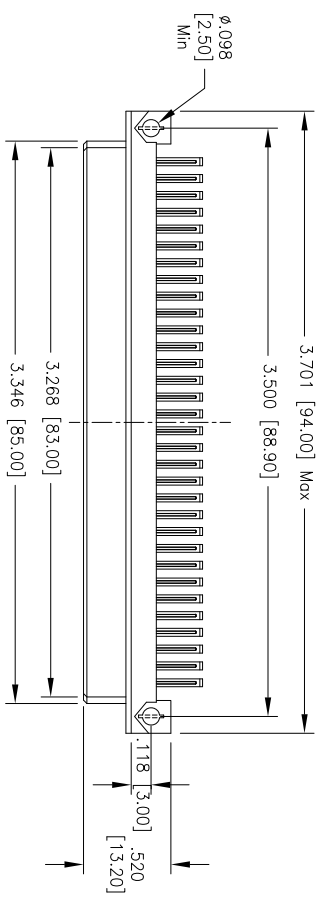
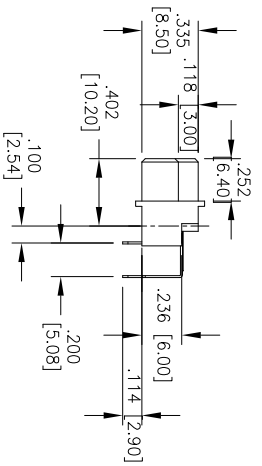
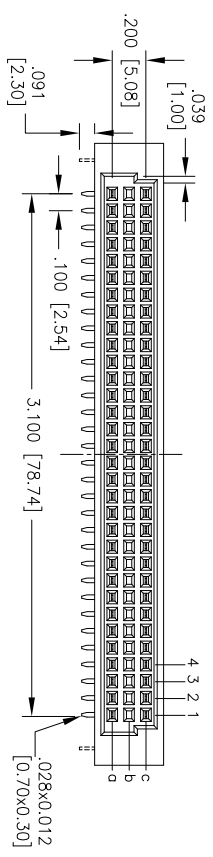


Rev	AWO #	Description	Date	Appr
-		RELEASED	5/13/10	

APPROVED: _____ TITLE: _____
 DATE: _____



RECOMMENDED PCB LAYOUT



"X"	PLATING
1	30 u" Gold
2	15 u" Gold
3	Gold Flash

SPECIFICATIONS:

Material: PBT, glass reinforced, rated UL 94V-0
 Insulator color: Beige
 Contacts: Phosphor Bronze
 Lock: Phosphor Bronze

Plating:
 X Gold over Nickel on contact area, Tin over Copper underplate on tails
 (See chart for thickness)

Electrical:
 Current ratings: 2 Amps max
 Contact resistance: 30 mohms max
 Insulation resistance: 1000 Mohms min @ 500 VDC
 Dielectric withstanding voltage: 1000 VAC for 1 minute
 Temperature Rating:
 Operating temperature: -55°C to +105°C

Environmental:
 Lead free, RoHS compliant
 Recommended soldering temp: 235°C for 5 sec.



UNLESS OTHERWISE SPECIFIED
 ALL DIMENSIONS ARE MM [INCHES]
 TOLERANCES: EXCEPT AS NOTED
 INCHES

.X	± .10	ØX	± .10
.XX	± .020	ØXX	± .015
.XXX	± .015	ØXXX	± .010

ADAM TECH
 909 Railway Avenue, Union, NJ 07083
 Phone: 908-687-5000 Fax: 908-687-5710

TITLE: DIN 41612, 96 POSITION FEMALE P/A, ROW
 A & C LOADED, 64 PINS, PCB MOUNT

APPROVALS	DATE	SIZE	PART NO.	SCALE	SHEET	REV.
DRAWN	DY	5/13/10	DIN-64FR-L32-A1CX	NIS	1	1
CHECKED						
APPROVED						