

Pb Free Plating Product

## NTE6240/NTE6244



16 Ampere Heatsink Package Dual Ultra Fast Recovery Half Bridge Rectifier

### Features

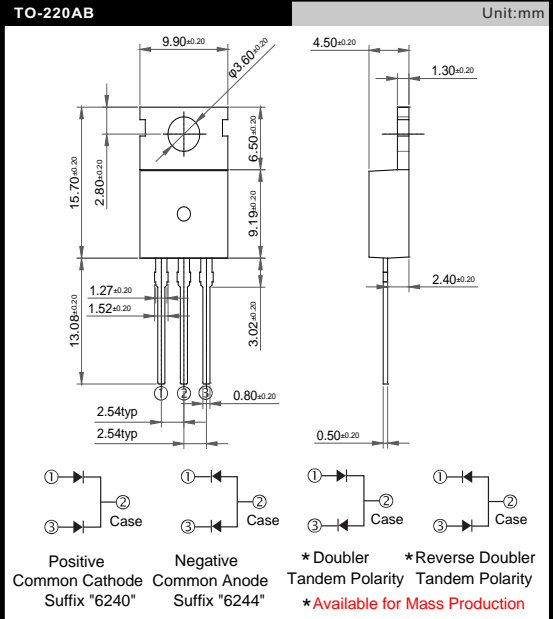
- ★ Latest GPP technology with super fast recovery time
- ★ Low forward voltage drop
- ★ High current capability
- ★ Low reverse leakage current
- ★ High surge current capability

### Application

- ★ Automotive Inverters and Solar Inverters
- ★ Plating Power Supply, SMPS and UPS
- ★ Car Audio Amplifiers and Sound Device Systems

### Mechanical Data

- ★ Case: Heatsink TO-220AB outline
- ★ Epoxy: UL 94V-0 rate flame retardant
- ★ Terminals: Solderable per MIL-STD-202 method 208
- ★ Polarity: As marked on diode body
- ★ Mounting position: Any
- ★ Weight: 2.2 gram approximately



## MAXIMUM RATINGS AND ELECTRICAL CHARACTERISTICS

Rating at 25°C ambient temperature unless otherwise specified.  
 Single phase, half wave, 60Hz, resistive or inductive load.  
 For capacitive load, derate current by 20%.

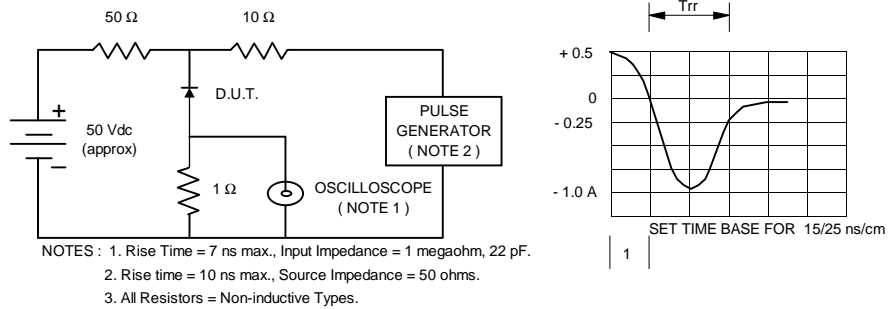
RATING	SYMBOL	NTE6240/NTE6244	UNIT
Maximum Repetitive Peak Reverse Voltage	V <sub>RRM</sub>	200	V
Maximum Working Reverse Voltage	V <sub>RWM</sub>	200	V
Maximum DC Blocking Voltage	V <sub>DC</sub>	200	V
Maximum Average Forward Current Total Device, (Rated V <sub>R</sub> ), T <sub>c</sub> = 150°C	I <sub>F(AV)</sub>	8.0 (Per Leg) 16 (Total Device)	A
Maximum Peak Rectified Forward Current (Rated V <sub>R</sub> , Square Wave, 20 kHz) T <sub>c</sub> = 150°C	I <sub>FRM</sub>	16	A
Maximum Non-repetitive Peak Forward Surge Current (Halfwave, single phase, 60 Hz) Per Leg	I <sub>FSM</sub>	100	A
Maximum Forward Voltage at I <sub>F</sub> = 8 A, T <sub>c</sub> = 25°C	V <sub>F</sub>	0.975 <sup>(1)</sup>	V
Maximum Instantaneous Reverse Current <sup>(1)</sup> ( Rated dc Voltage)	I <sub>R</sub>	5 (T <sub>c</sub> = 25°C)	μA
	I <sub>R(H)</sub>	250 (T <sub>c</sub> = 150°C)	μA
Maximum Reverse Recovery Time (I <sub>F</sub> = 0.5A, I <sub>R</sub> = 1A ; I <sub>rr</sub> = 0.25 A)	T <sub>rr</sub>	25~35	ns
Maximum Thermal Resistance, Junction to Case	R <sub>θJC</sub>	3.0	°C/W
Junction Temperature Range	T <sub>J</sub>	- 65 to + 175	°C
Storage Temperature Range	T <sub>STG</sub>	- 65 to + 175	°C

### Note :

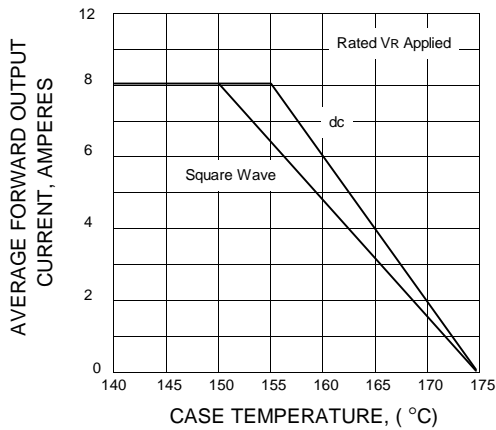
(1) Pulse Test : Pulse Width = 300 μs Duty Cycle ≤ 2 0%

**RATING AND CHARACTERISTIC CURVES ( NTE6440/NTE6244 )**

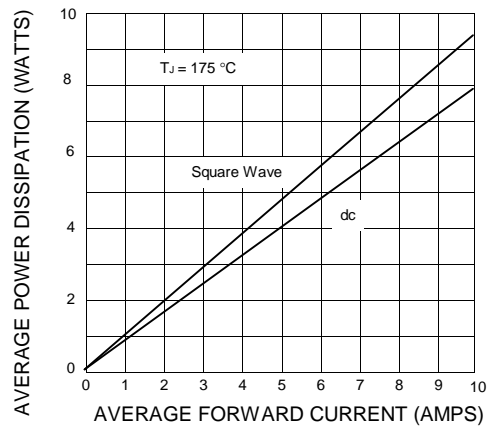
**FIG.1 - REVERSE RECOVERY TIME CHARACTERISTIC AND TEST CIRCUIT DIAGRAM**



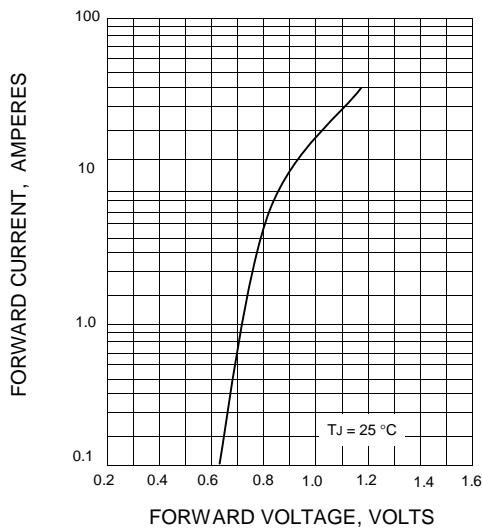
**FIG. 2 - CURRENT DERATING CASE, PER LEG**



**FIG. 3 - POWER DISSIPATION, PER LEG**



**FIG. 4 - TYPICAL FORWARD VOLTAGE, PER LEG**



**FIG. 5 - TYPICAL REVERSE CURRENT, PER LEG**

