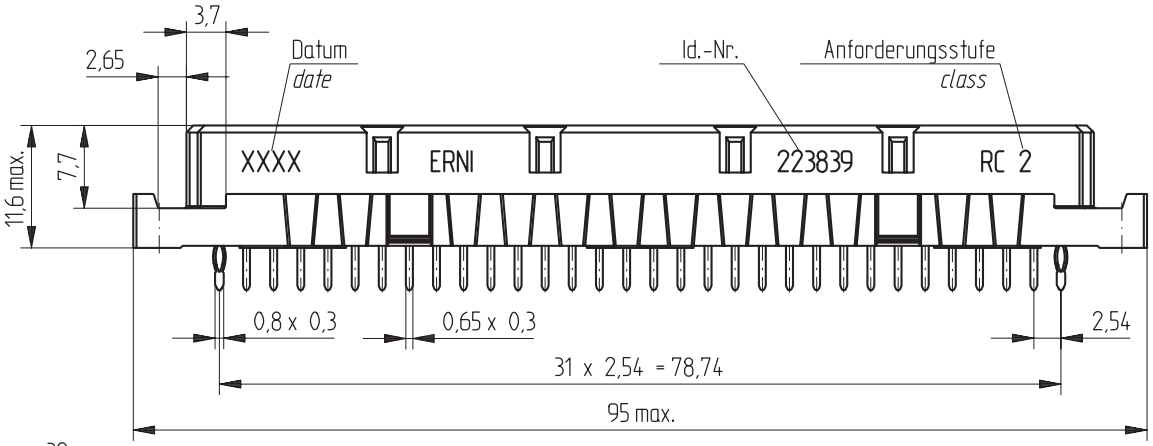

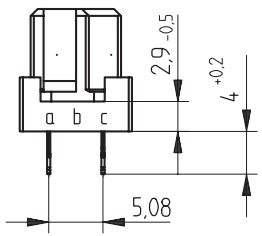

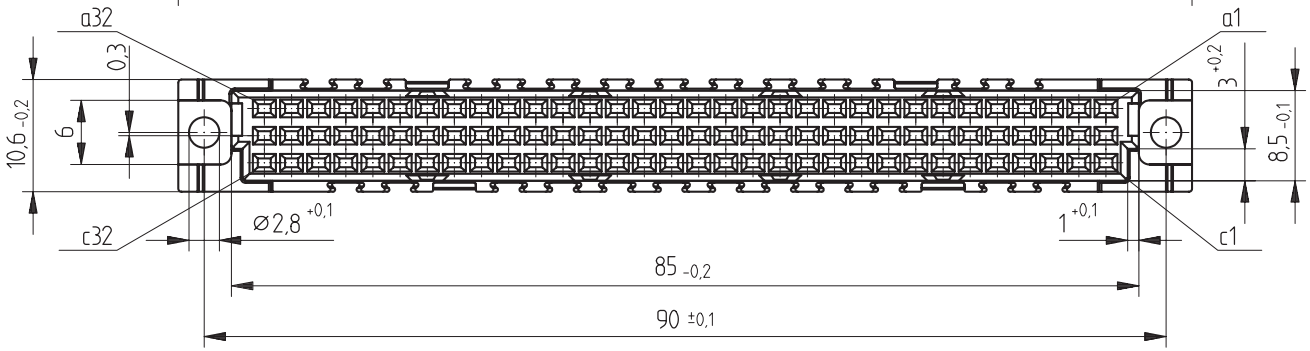

Bestückungsplan / *contact layout*

■ bestückt / *assembled*

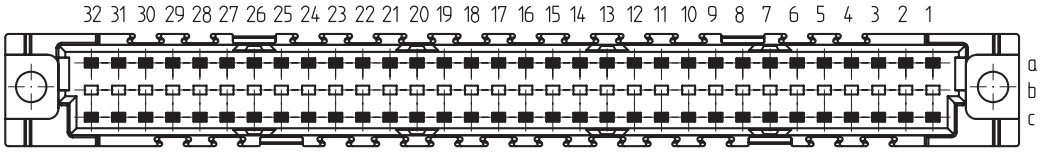

Tauchlötaschluß 0,65 x 0,3 mm / *solder terminal 0,65 x 0,3 mm*

Isolierwerkstoff / *housing material :* PBT GF30

Bauart 7 / *type 7*

Anforderungsstufe 2 = 400 Steckzyklen / *performance class 2 = 400 mating cycles*

Fehlende Maße und Angaben nach IEC 60 603-2 / DIN EN 60 603-2

Missing information and dimensions per IEC 60 603-2

Leiterplatten-Lochbild / *PCB drillhole pattern*

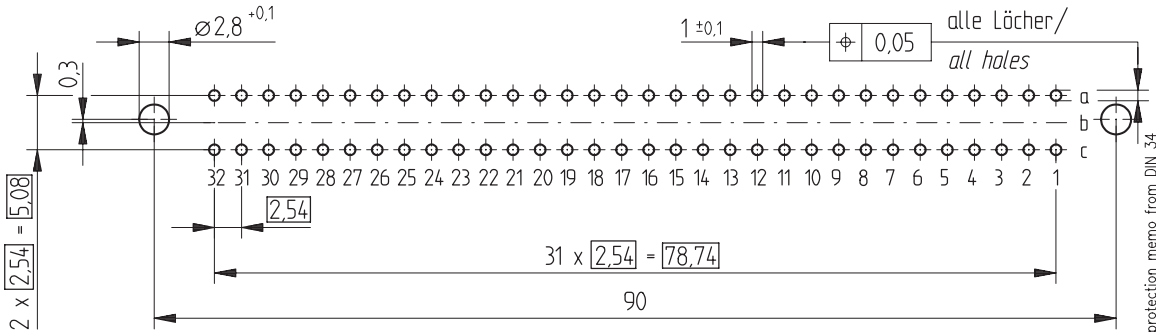

Information: Halteöse auf Pos. a1, c1, a32, c32 / retaining loop at pos. a1, c1, a32, c32	Tolerances	All Dimensions in mm	Scale 2:1
All rights reserved. Only for information. To insure that this is the latest version of this drawing, please contact one of the ERNI companies before using.	Subject to modification without prior notice. Drawing will not be updated.		Designation: Federleiste C 64 Löt / *Fem. Connector C 64 Solder*
	ERNI www.ERNI.com		223839 — 1
Index	Date	H:00062230.SZA	STVC

Consider protection memo from DIN 34