


TYPE 55P

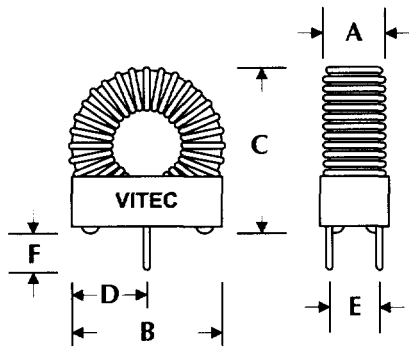
POWER INDUCTORS FOR 50 KHz SIMPLE SWITCHER

FEATURES

- Designed for use with National Semiconductor devices LM2574/LM2575/LM2576.
- Compatible with major industrial standards.
- Materials meet flammability requirement of UL94V-0.
- Manufactured to UL recognized 130 insulation system. UL file# E107307.

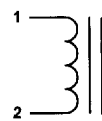


STYLE 1,2,3,4

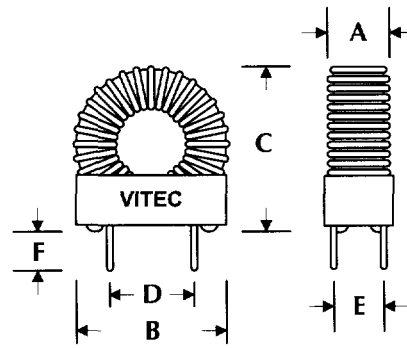


Dimensions Inches/mm +/- 0.01" Unless noted

SCHEMATIC



STYLE 5



Dimensions Inches/mm +/- 0.01" Unless noted

SCHEMATIC



ELECTRICAL CHARACTERISTICS @ +25°C

DIMENSIONS

Inches/mm. ±0.010/0.254

Part Number	Lp*	Rated Current	ET-Rating	DCR	Lp (No DC)	Inductor Code	Package Style	Lead Diameter	Style	A	B	C	D	E	F						
																nH	Amp	Vr6	Ohm	nH	Inch
																TYP	NOM	MIN	MAX	+/- 20%	+/- 5%
55P9108	100	3.00	90	0.04	91	L100	3	0.032	1	0.450	0.648	0.700	0.325	0.300	0.130						
55P9114	68	3.00	90	0.02	55	L68	3	0.040		11.43	16.46	17.78	8.26	7.62	3.30						
55P9119	680	1.30	200	0.20	562	H680	4	0.025													
55P9129	150	2.00	90	0.10	130	L150	3	0.025	2	0.450	0.828	0.950	0.415	0.300	0.130						
55P9130	220	1.40	90	0.14	176	L220	2	0.020		11.43	21.03	24.13	10.54	7.62	3.30						
55P9131	150	3.00	200	0.10	136	H150	3	0.025													
55P9132	220	3.00	200	0.07	167	H220	4	0.032	3	0.600	0.948	1.000	0.475	0.450	0.130						
55P9133	330	3.00	200	0.15	292	H330	4	0.025		15.24	24.08	25.40	12.07	11.43	3.30						
55P9134	470	2.00	200	0.17	369	H470	4	0.025													
55P9148	1000	0.95	200	0.24	762	H1000	4	0.025	4	0.700	1.300	1.400	0.625	0.500	0.130						
55P9150	330	0.90	90	0.18	267	L330	2	0.020		17.78	33.02	35.56	15.88	12.70	3.30						
55P9152	47	3.00	90	0.05	38	L47	1	0.025													
55P9154	470	0.64	90	0.16	426	L470	3	0.025	5	0.800	1.440	1.440	0.900	0.600	0.200						
55P9531	1500	0.62	200	1.00	1150	H1500	5	0.032		20.32	36.58	36.58	22.86	15.24	5.08						
55P9532	2200	0.42	200	1.80	1730	H2200	5	0.032													

* Tested at rated current and with corresponding ET-Rating (VuS)