



REV A January 2010

Oscilent Controlled Document

Ordering Code / Part Number	Product Description
862-RF491.2M-B	CDMA 450 F-Band, Balanced RF/Rx SAW Filter

**Specification Contents**

- o Mechanical Dimensions
- o Test Circuit
- o Maximum Ratings
- o Electrical Specification
- o Frequency Performance
- o VSWR
- o Smith Chart

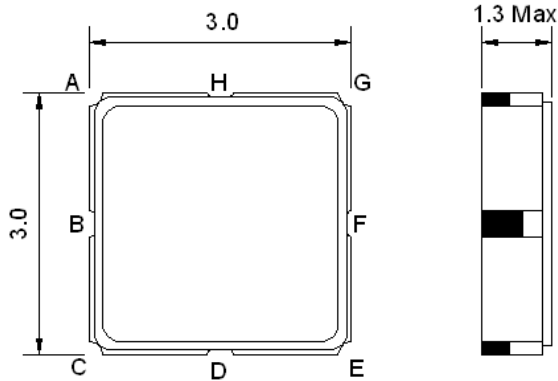
**Notes**

- o Electrostatic Sensitive Device (ESD) 
- o Avoid excessive ultrasonic exposure
- o Solderability compatible with JEDEC J-STD-020C Pb-free process, 260°C peak reflow temperature
- o This product complies with EU directive 2002/95/EC (RoHS compliance)

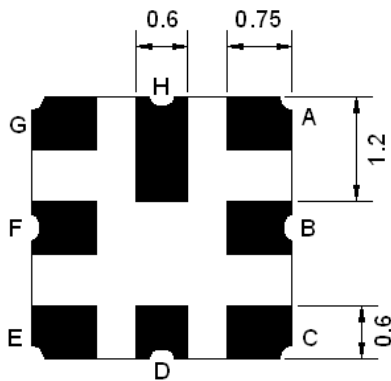




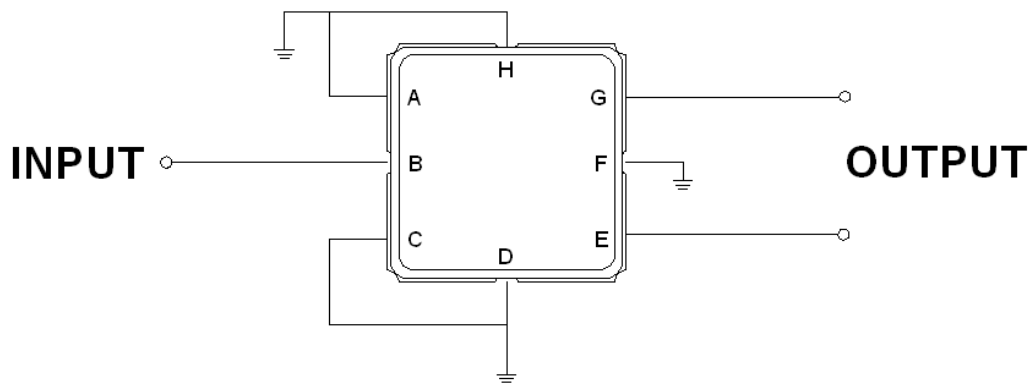
**Mechanical Dimensions (mm)**



Pin Description	
A, C, D, F, H	Ground
B	In
E, G	Out



**Test Circuit**



Source Impedance: 50  $\Omega$

Load Impedance : 100  $\Omega$



## Maximum Ratings

Parameters Description	Unit	Minimum	Typical	Maximum
Operating Temperature Range	°C	-30	-	+80
Storage Temperature Range	°C	-40	-	+85
Maximum DC Voltage	V	-	-	0
Maximum Input Power	dBm	-	-	27
Source Impedance (single ended) <sup>(1)</sup>	$\Omega$	-	50	-
Load Impedance (balanced ended) <sup>(1)</sup>	$\Omega$	-	100	-

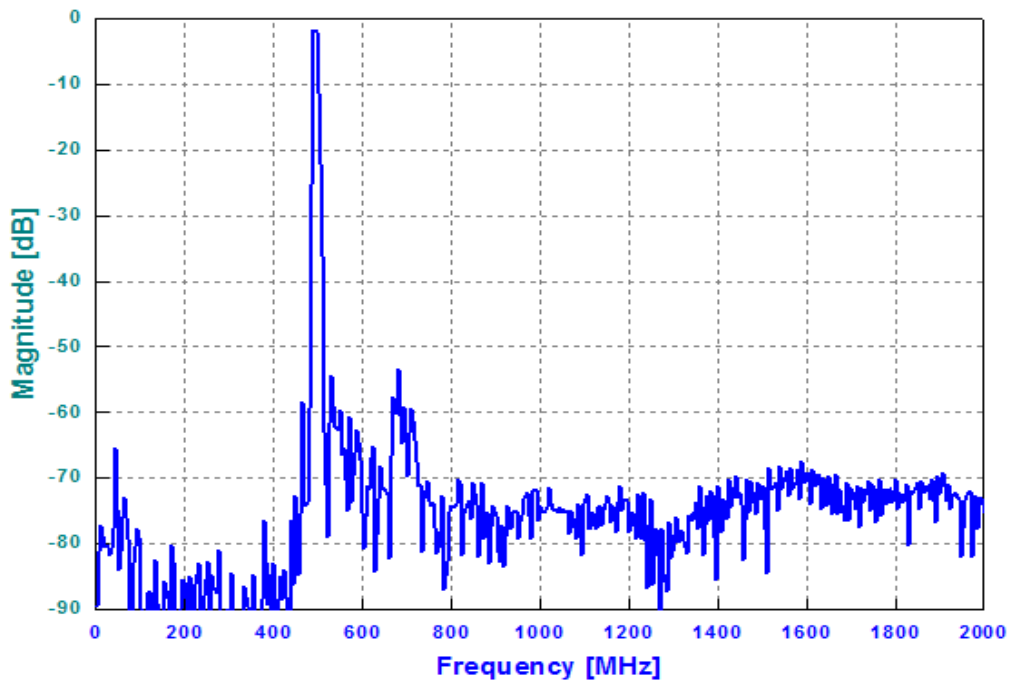
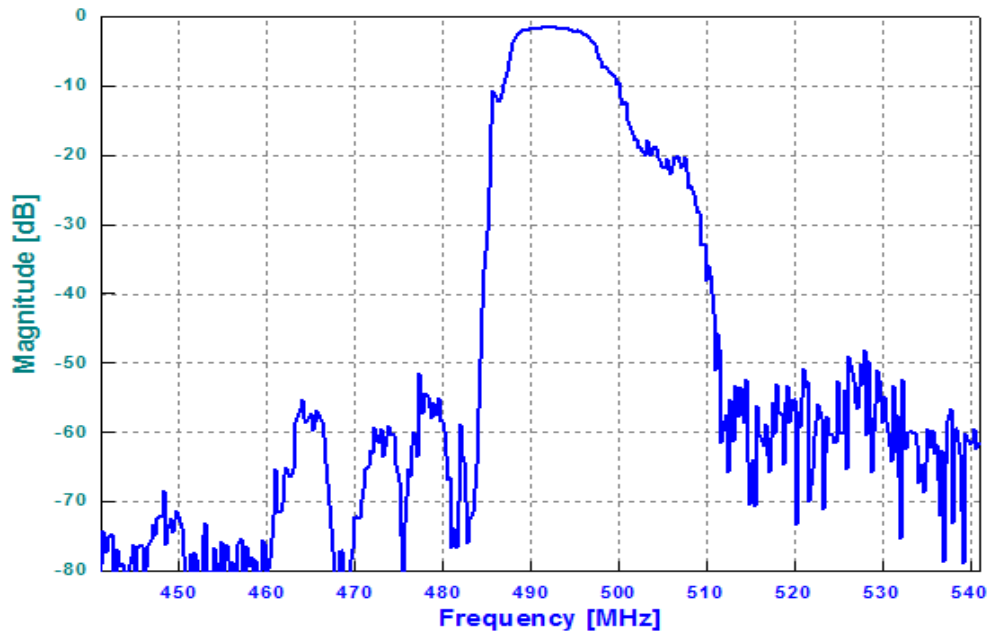
Notes: No Matching Network

## Electrical Specification

Parameters Description	Unit	Minimum	Typical	Maximum
Center Frequency (Fo)	MHz	-	491.2	-
Insertion Loss within 489.0 ~ 493.5 MHz	dB	-	2.2	4.0
Attenuation:				
0.3 ~ 479.0 MHz	dB	40	50	-
479.0 ~ 483.5 MHz	dB	35	49	-
515.0 ~ 800.0 MHz	dB	40	50	-
800.0 ~ 1200.0 MHz	dB	40	55	-
1200.0 ~ 2000.0 MHz	dB	35	50	-
VSWR within 489 ~ 493.5 MHz	-	-	1.7	2.4

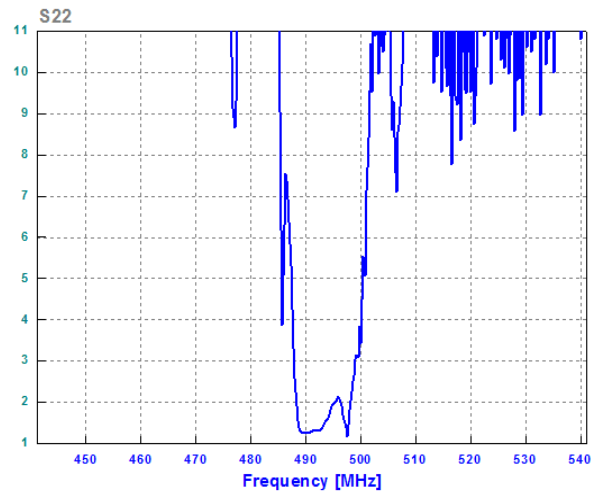
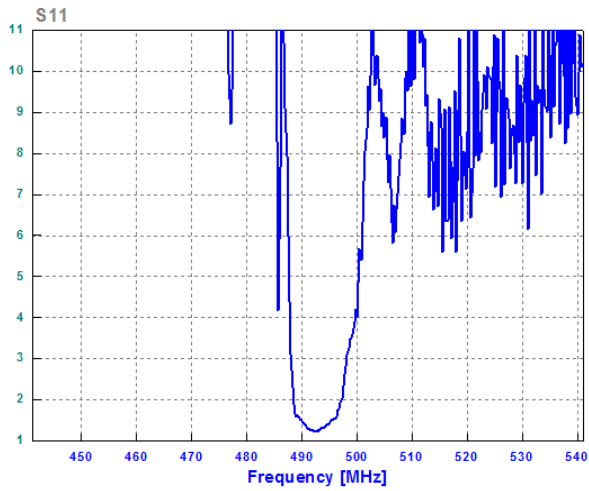


## Frequency Performance





### VSWR



### Smith Chart

