

Silicon NPN Power Transistors

2SD1886

DESCRIPTION

www.datasheet4u.com

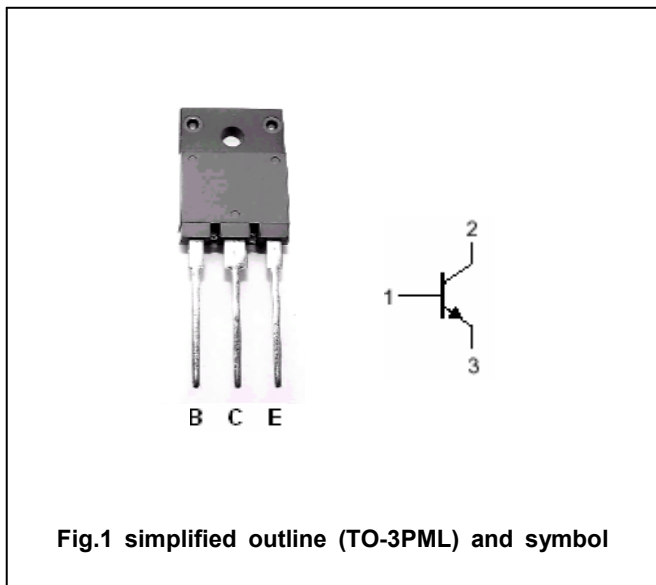
- With TO-3PML package
- High breakdown voltage
- High reliability
- High speed

APPLICATIONS

- Color TV horizontal deflection output.
- Color display horizontal deflection output.

PINNING

PIN	DESCRIPTION
1	Base
2	Collector
3	Emitter



Absolute maximum ratings(Ta=25°C)

SYMBOL	PARAMETER	CONDITIONS	VALUE	UNIT
V _{CBO}	Collector-base voltage	Open emitter	1500	V
V _{CEO}	Collector-emitter voltage	Open base	800	V
V _{EBO}	Emitter-base voltage	Open collector	6	V
I _C	Collector current		8	A
I _{CM}	Collector current-peak		30	A
P _C	Collector power dissipation	T _C =25°C	70	W
T _j	Junction temperature		150	°C
T _{stg}	Storage temperature		-55~150	°C

Silicon NPN Power Transistors

2SD1886

CHARACTERISTICS

www.datasheet4u.com

 $T_j=25^\circ\text{C}$ unless otherwise specified

SYMBOL	PARAMETER	CONDITIONS	MIN	TYP.	MAX	UNIT
V_{CEsat}	Collector-emitter saturation voltage	$I_C=6A; I_B=1.2A$			5	V
V_{BEsat}	Base-emitter saturation voltage	$I_C=6A; I_B=1.2A$			1.5	V
$V_{CEO(SUS)}$	Collector-emitter sustaining voltage	$I_C=100mA; I_B=0$	800			V
I_{EBO}	Emitter cut-off current	$V_{EB}=4V; I_C=0$			1	mA
I_{CBO}	Collector cut-off current	$V_{CB}=800V; I_E=0$			10	μA
I_{CES}	Collector cut-off current	$V_{CE}=1500V; R_{BE}=0$			1	mA
h_{FE-1}	DC current gain	$I_C=1A; V_{CE}=5V$	8			
h_{FE-2}	DC current gain	$I_C=6A; V_{CE}=5V$	5		10	
t_f	Fall time	$I_C=6A; R_L=33.3\Omega; I_{B1}=1.2A$ $I_{B2}=-2.4A; V_{CC}=200V$		0.1	0.3	μs

Silicon NPN Power Transistors

2SD1886

PACKAGE OUTLINE

www.datasheet4u.com

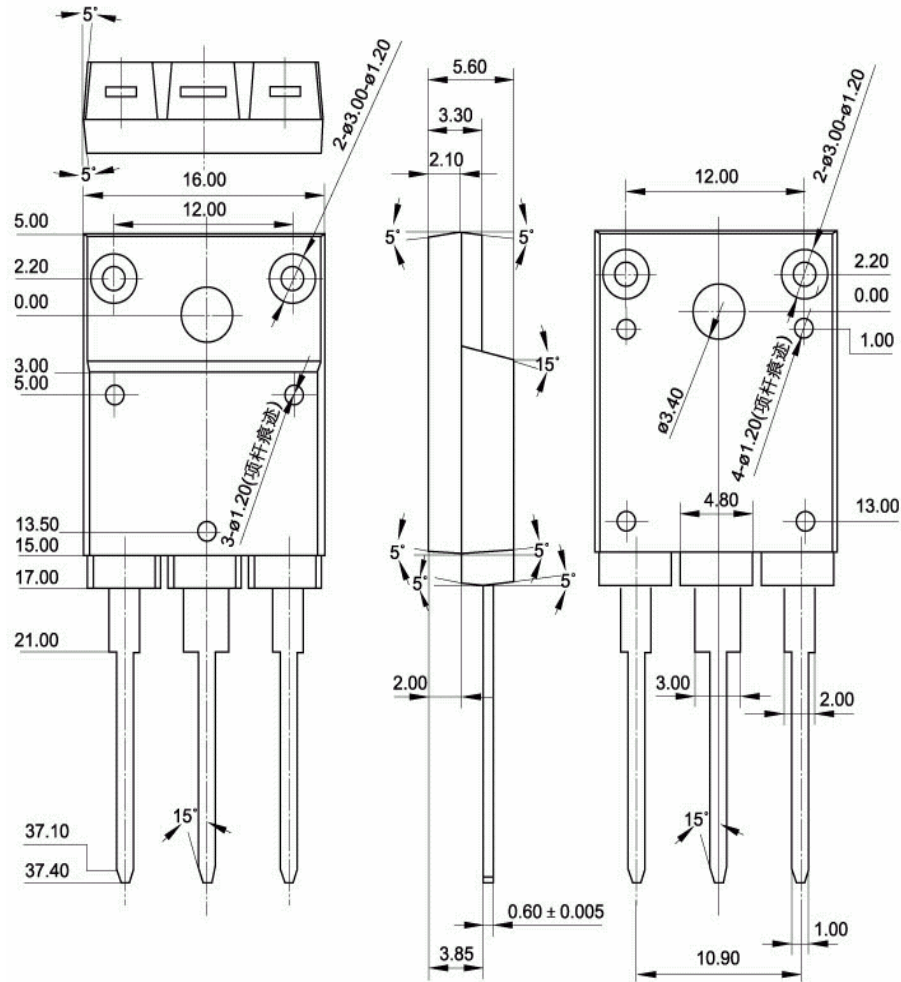


Fig.2 Outline dimensions

Silicon NPN Power Transistors

2SD1886

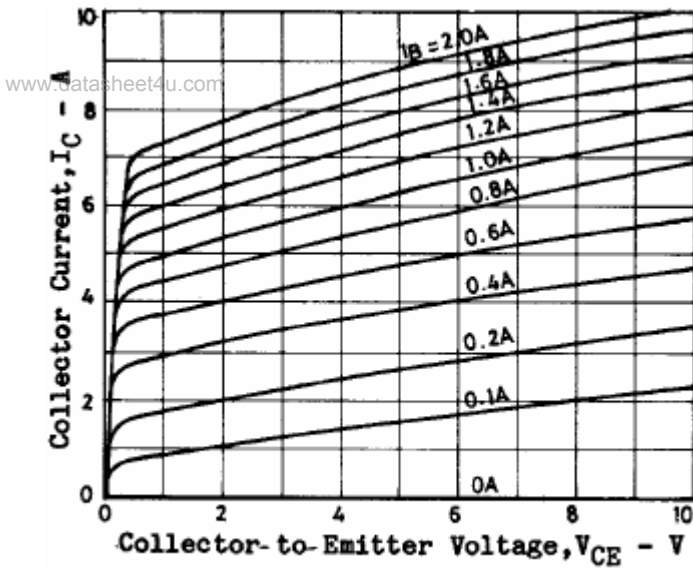


Fig.3 Static Characteristic

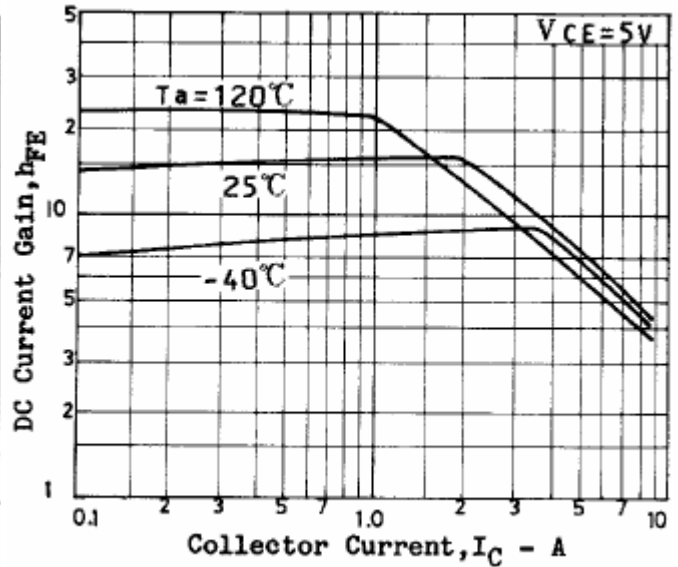


Fig.4 DC current Gain

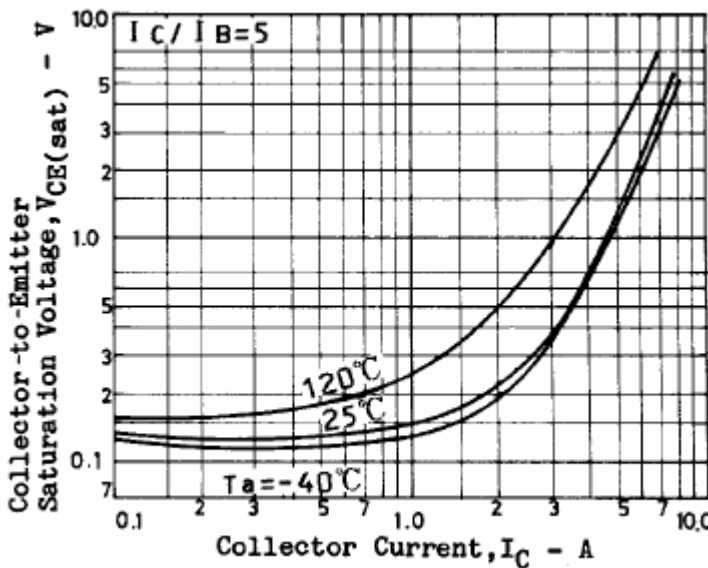


Fig.5 Collector-Emitter Saturation Voltage

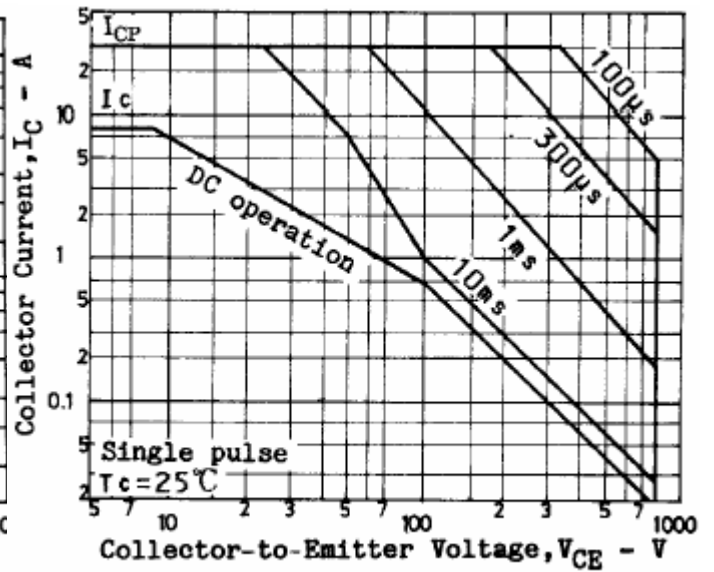


Fig.6 Safe Operating Area