
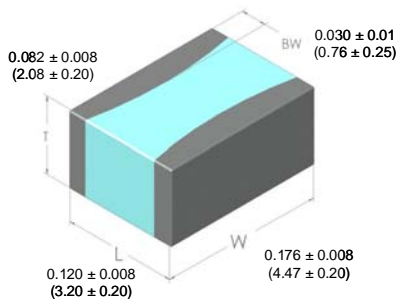


SolidMatrix™ 1218 Series High Current Surface Mount Fuses

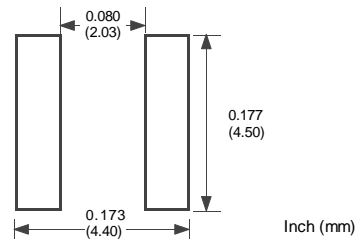
Features:

- Glass ceramic monolithic structure
- Sliver fusing element and silver end metallization with nickel and Sn/Pb plating
- Low DC resistance (low power dissipation)
- Symmetrical design with marking on both sides (optional)
- Operating temperature: -55°C to +125 °C

Shape and Dimensions:



Recommended Land Pattern:



Electrical Characteristics:

% of current rating	Clear-time at 25 °C
100%	4 hours min. (Fuse body temperature < 125 °C)
300%	0.005-1.0 seconds (0.010-5.0 seconds for 4.0 amp rating)
600%	0.0005-0.003 seconds
1000%	0.0001-0.001 seconds
Interrupting rating	300A at rated voltage

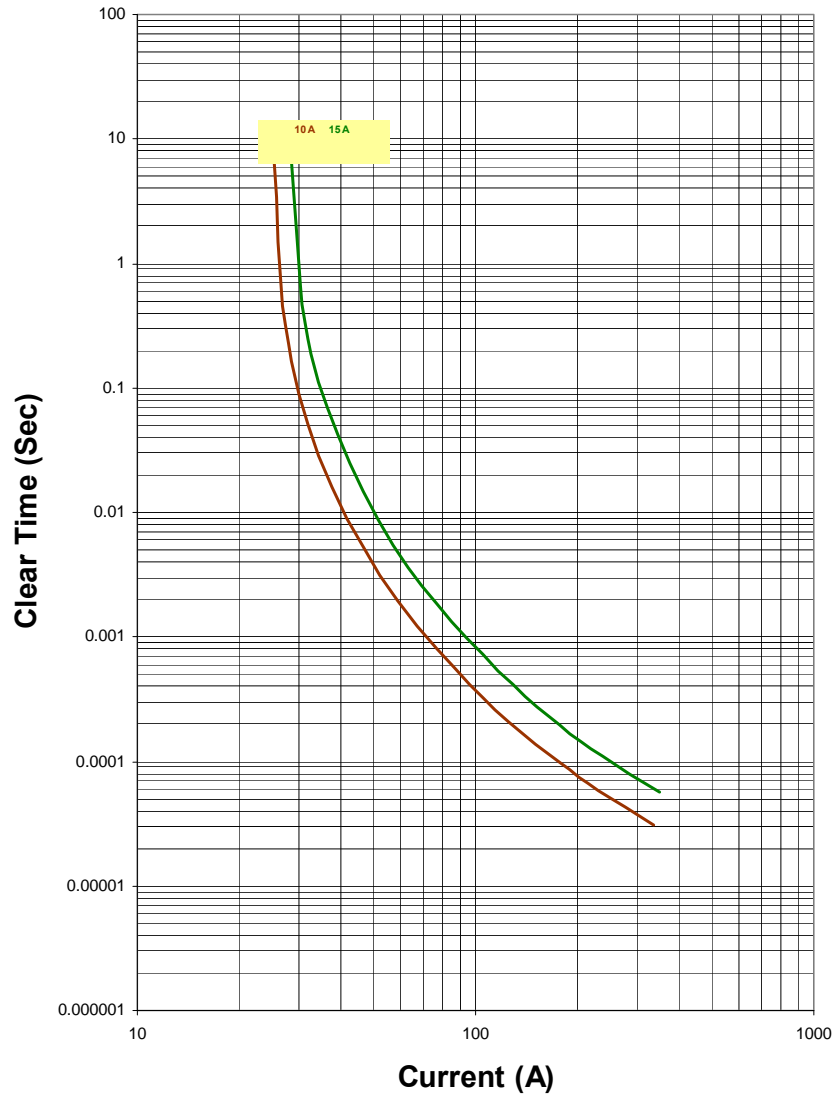
Marking Code (Optional): 4.0A: M, 10.0A: Q, 15.0A: Y, 20.0A: Z

Ordering Information:

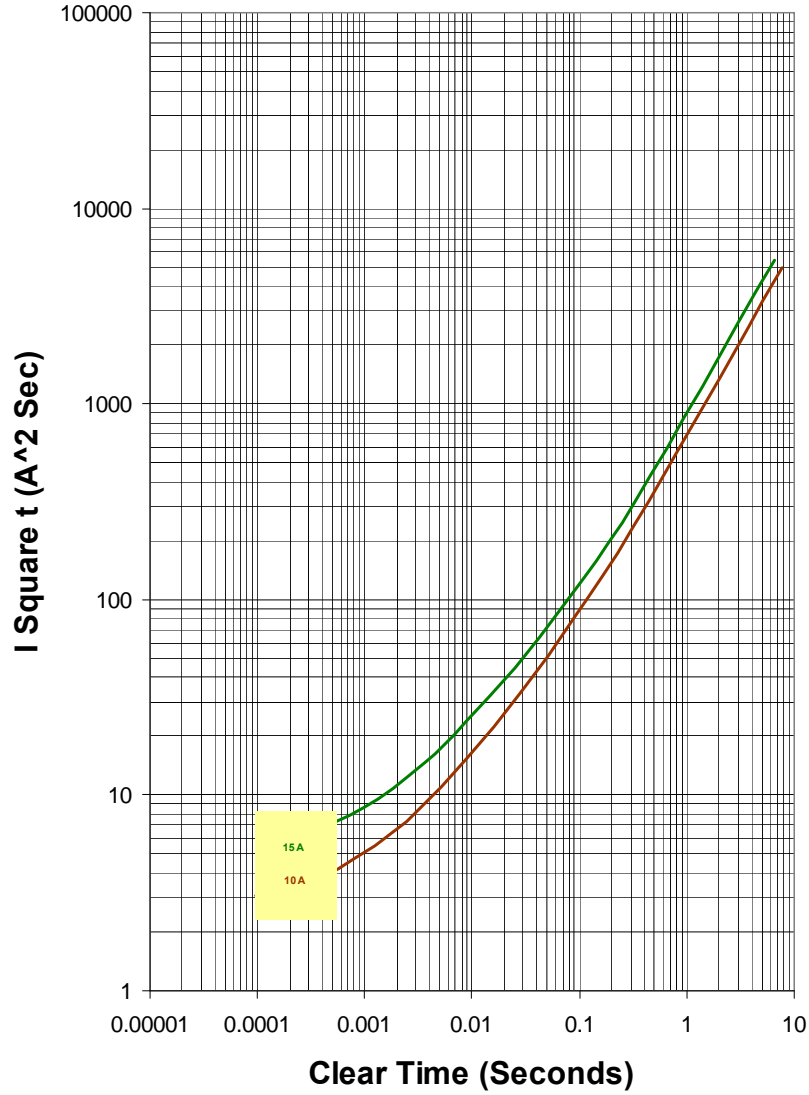
Part Number	Current Rating(A)	Voltage Rating (VDC)	Nominal Cold DCR (Ω) ^a
F1218HR040V048T	4.0	48	0.025
F1218HR100V048T	10.0	48	0.009
F1218HR150V048T	15.0	48	0.006
F1218HR200V048T	20.0	48	0.0035

a. Measured at = 10% of rated current and 25°C ambient

**Average Clear Time
AEM F1218HR Series Chip Fuse**



I Square t vs. Clear Time
F1218HR Series



Mouser Electronics

Authorized Distributor

Click to View Pricing, Inventory, Delivery & Lifecycle Information:

[AEM:](#)

[F1218HR040V048T](#) [F1218HR100V048T](#) [F1218HR150V048T](#) [F1218HR200V048T](#)