

LOW CAPACITANCE MINIATURE TVS ARRAY



DESCRIPTION

The P0201D05C is a transient voltage suppressor array (TVS) designed to protect applications such as wireless telecommunication devices and portable electronics. The P0201D05C is available in a bidirectional configuration with a working voltage of 4.7V and a minimum breakdown voltage of 5.7V. This device is rated for 10 Watt peak pulse power using the 8/20 μ s waveform, which is sufficient protection for tertiary type lightning threats at key interface locations.

At higher operating frequencies or faster edge rates, insertion loss and signal integrity are a major concern. This device in conjunction with passive components integrated into a TVS/filter network can be used for EMI/RFI protection.

FEATURES

- 10 Watts Peak Pulse Power per Line ($t_p = 8/20\mu s$)
- Industry First 0201 Package for TVS Protection
- Bidirectional Configuration
- Provides 1 Line of Protection
- Low Clamping Voltage
- Easy Placement for Manufacturing
- Low Capacitance
- RoHS Compliant
- REACH Compliant

APPLICATIONS

- Noise Suppression for Data Lines
- SMART Phones
- Portable Electronics

MECHANICAL CHARACTERISTICS

- Molded JEDEC DFN-2-0201 Package
- Approximate Weight: 0.8 milligrams
- Lead-Free Pure-Tin Plating (Annealed)
- Solder Reflow Temperature:
Pure-Tin - Sn, 100: 260-270°C
- 8mm Tape and Reel Per EIA Standard 481
- Flammability Rating UL 94V-0

PIN CONFIGURATION



TYPICAL DEVICE CHARACTERISTICS
MAXIMUM RATINGS @ 25°C Unless Otherwise Specified

PARAMETER	SYMBOL	VALUE	UNITS
Operating Temperature	T_A	-55 to 150	°C
Storage Temperature	T_{STG}	-55 to 150	°C
Junction Temperature	T_A	150	°C
Peak Pulse Power (tp = 8/20μs)	P_{PP}	10	Watts
Power Dissipation	P	30	mW

ELECTRICAL CHARACTERISTICS PER LINE @ 25°C Unless Otherwise Specified

PART NUMBER	DEVICE MARKING	RATED STAND-OFF VOLTAGE V_{WM} VOLTS	MINIMUM BREAKDOWN VOLTAGE @ 1mA $V_{(BR)}$ VOLTS	MAXIMUM CLAMPING VOLTAGE (Fig.1) @ $I_p = 1A$ V_c VOLTS	MAXIMUM PEAK PULSE CURRENT (Fig. 1) @ 8/20μs I_{PP} AMPS	MAXIMUM LEAKAGE CURRENT @ 3.5V I_D μA	TYPICAL CAPACITANCE @0V, 1MHz C pF
P0201D05C	X	4.7	5.7	16.0	1	1.0	5

TYPICAL DEVICE CHARACTERISTICS

FIGURE 1
PULSE WAVE FORM

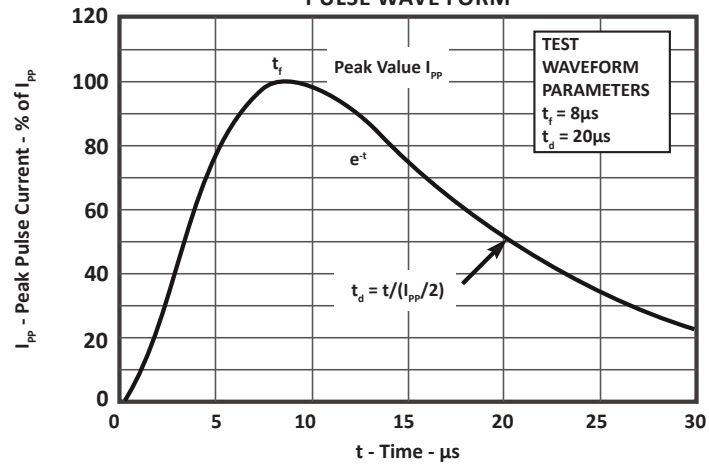
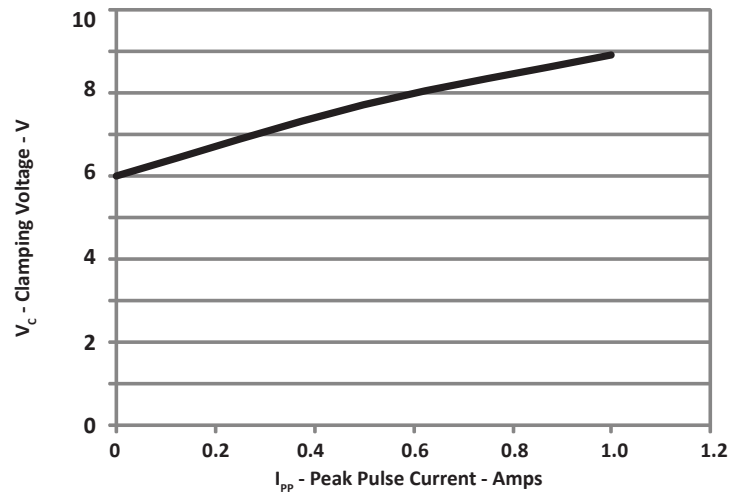


FIGURE 2
TYPICAL CLAMPING VOLTAGE VS PEAK PULSE CURRENT



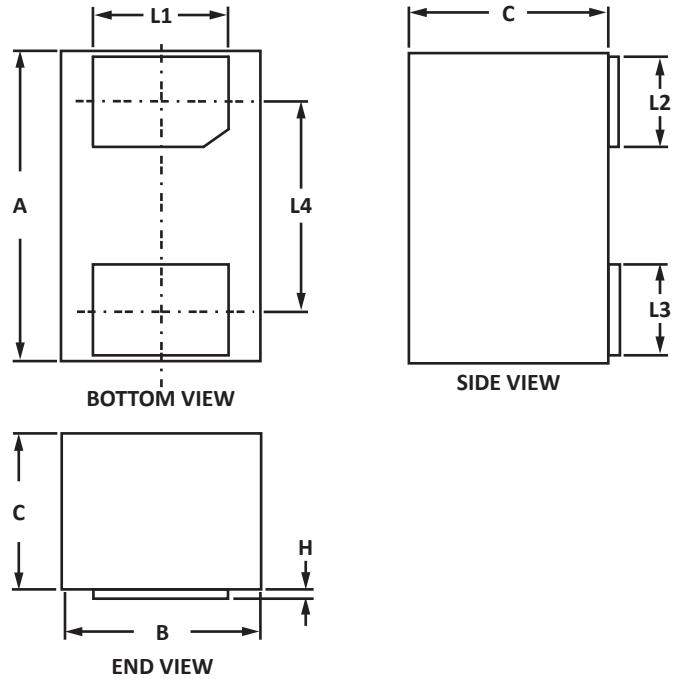
DFN-2-0201 PACKAGE INFORMATION

OUTLINE DIMENSIONS

DIM	MILLIMETERS		INCHES	
	MIN	MAX	MIN	MAX
A	0.60 BSC		0.024 BSC	
B	0.30 BSC		0.012 BSC	
C	0.27	0.34	0.011	0.013
H	0~0.05		0~0.002	
L1	0.20	0.30	0.008	0.012
L2	0.13	0.23	0.005	0.007
L3	0.14	0.24	0.006	0.009
L4	0.35 BSC		0.014 BSC	

NOTES

1. Dimensioning and tolerances per ANSI Y14.M, 1985.
2. Controlling dimension: inches.
3. Dimensions are exclusive of mold flash and metal burrs.

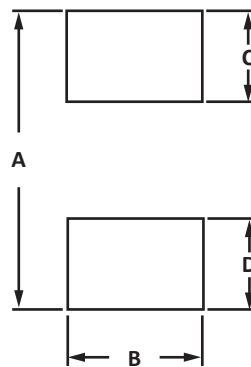


PAD LAYOUT DIMENSIONS

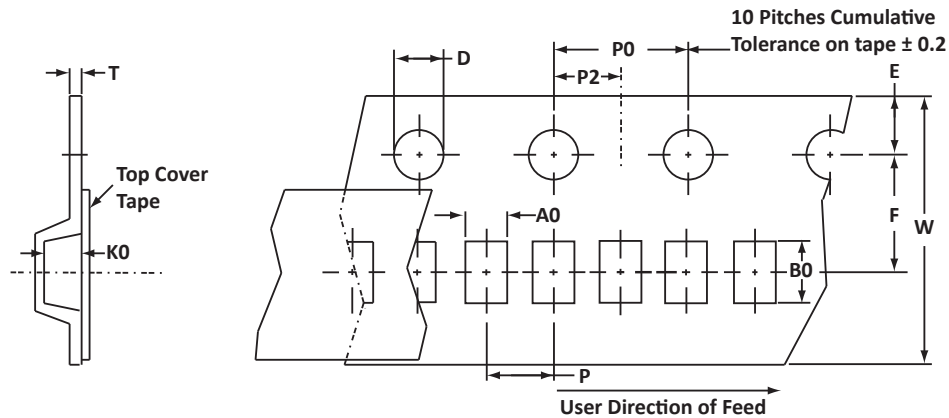
DIM	MILLIMETERS		INCHES	
	MIN	MAX	MIN	MAX
A	0.62	0.66	0.024	0.026
B	0.32	0.38	0.013	0.015
C	0.25	0.30	0.010	0.012
D	0.25	0.30	0.010	0.012

NOTES

1. Controlling dimension: inches.



TAPE AND REEL



SPECIFICATIONS

REEL DIA.	TAPE WIDTH	A0	B0	K0	D	E	F	W	P0	P2	P	tmax
178mm (7")	8mm	0.37 ± 0.03	0.67 ± 0.03	0.35 ± 0.03	1.50 ± 0.10	1.75 ± 0.10	3.50 ± 0.05	8.00 ± 0.30	2.00 ± 0.05	1.00 ± 0.05	2.00 ± 0.05	0.25

NOTES

- Dimensions are in millimeters.
- Surface mount product is taped and reeled in accordance with EIA-481.
- Suffix - T710 = 7" Reel - 10,000 pieces per 8mm tape.
- Marking on Part - marking code (see page 2).

Package outline, pad layout and tape specifications per document number 06095.R0 3/11.

ORDERING INFORMATION

BASE PART NUMBER	LEADFREE SUFFIX	TAPE SUFFIX	QTY/REEL	REEL SIZE	TUBE QTY
PD0201D05C	n/a	-T710	10,000	7"	n/a

COMPANY INFORMATION

COMPANY PROFILE

ProTek Devices, based in Tempe, Arizona USA, is a manufacturer of Transient Voltage Suppression (TVS) products designed specifically for the protection of electronic systems from the effects of lightning, Electrostatic Discharge (ESD), Nuclear Electromagnetic Pulse (NEMP), inductive switching and EMI/RFI. With over 25 years of engineering and manufacturing experience, ProTek designs TVS devices that provide application specific protection solutions for all electronic equipment/systems.

ProTek Devices Analog Products Division, also manufactures analog interface, control, RF and power management products.

CONTACT US

Corporate Headquarters

2929 South Fair Lane
Tempe, Arizona 85282
USA

By Telephone

General: 602-431-8101
Sales: 602-414-5109
Customer Service: 602-414-5114

By Fax

General: 602-431-2288

By E-mail:

Sales: sales@protekdevices.com
Customer Service: service@protekdevices.com
Technical Support: support@protekdevices.com

Web

www.protekdevices.com
www.protekanalog.com

COPYRIGHT © ProTek Devices 2009 - This literature is subject to all applicable copyright laws and is not for resale in any manner.

SPECIFICATIONS: ProTek reserves the right to change the electrical and or mechanical characteristics described herein without notice.

DESIGN CHANGES: ProTek reserves the right to discontinue product lines without notice and that the final judgement concerning selection and specifications is the buyer's and that in furnishing engineering and technical assistance. ProTek assumes no responsibility with respect to the selection or specifications of such products. ProTek makes no warranty, representation or guarantee regarding the suitability of its products for any particular purpose, nor does ProTek assume any liability arising out of the application or use of any product or circuit and specifically disclaims any and all liability without limitation special, consequential or incidental damages.

LIFE SUPPORT POLICY: ProTek Devices products are not authorized for use in life support systems without written consent from the factory.