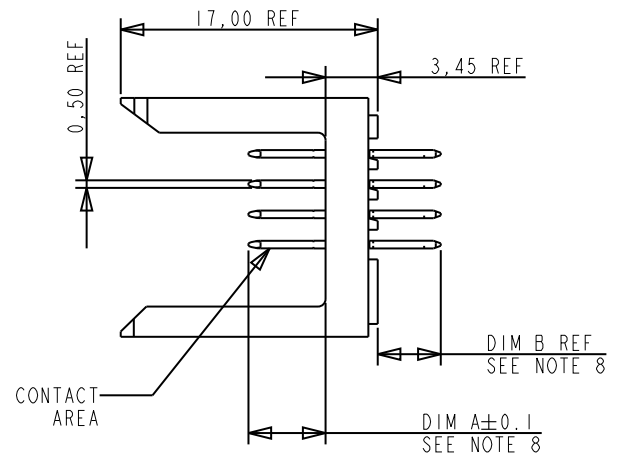
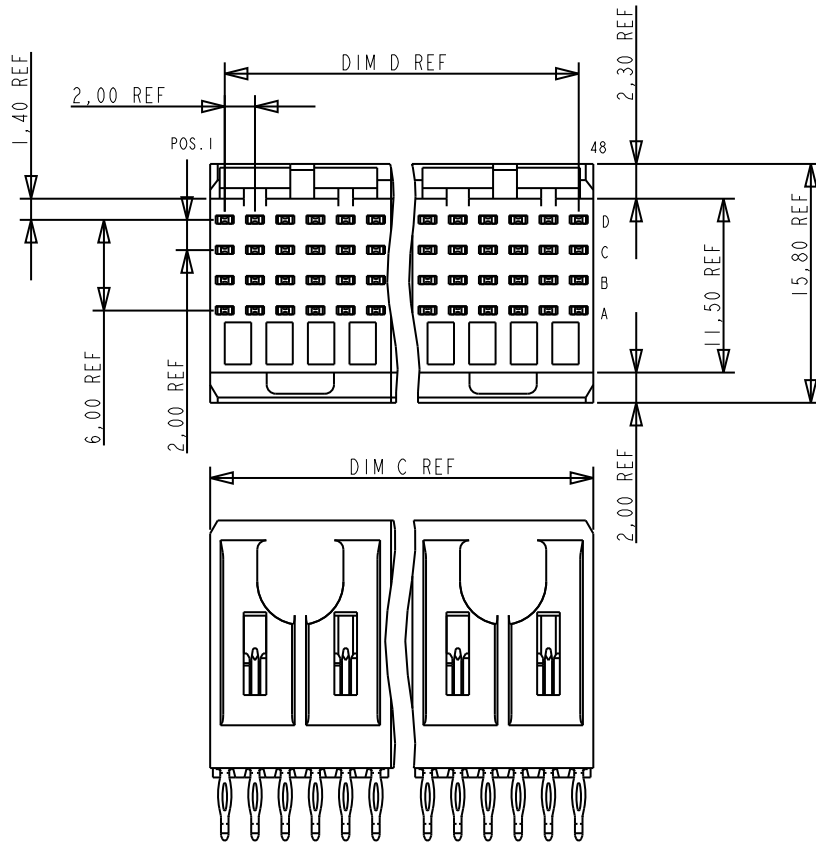


PRODUCT NUMBER

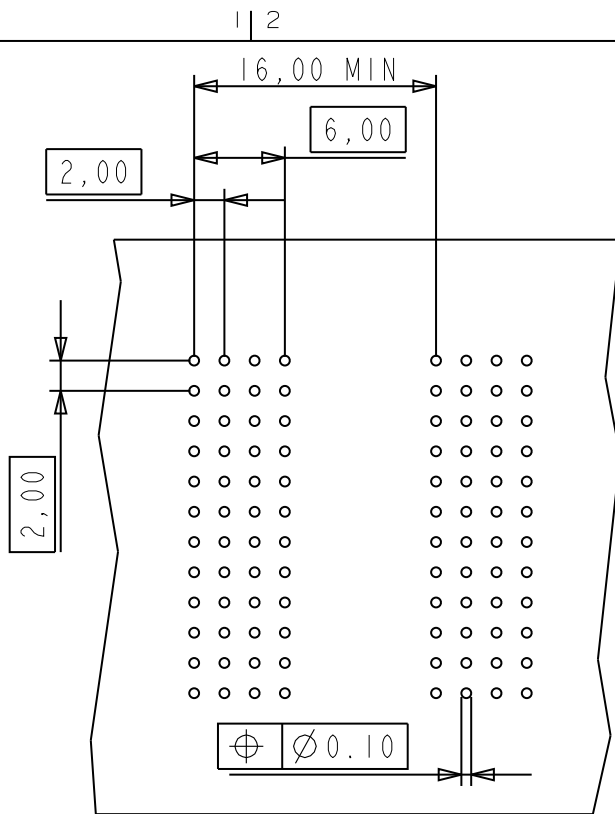
SEE TABLE



mat'l code				tolerances unless otherwise specified				CUSTOMER			 www.fciconnect.com				
ltr	ecn no.	dr	date	linear	0.X ± 0.3			COPY			title				
P	V06-0498	DCH	2006-05-24		0.XX ± 0.13			projection			METRAL SIGNAL HEADER				
R	DG09-0105	TER	2009-04-29		.XXX ± .051						4 ROW PRESS-FIT, NO KEYWELL				
-	-	-	-	angles	0° ± 2°						product family				
K	V04-0225	HTB	03/03/04	dr	T.BURNGARD	11/19/99	scale			METRAL					
L	V04-0248	HTB	03/09/04	engr	M.STRAWSER	11/19/99	2/1			code					
M	V04-0554	TAB	06/07/04	chr	M.STRAWSER	11/19/99	A			213					
N	V05-0358	VS	04/27/05	appd	M.STRAWSER	02/29/00				sheet					
sheet		revision		R	R	R	R	R	R	R	R	58355		1 of 11	
index		sheet		1	2	3	4	5	6	7	8	9	10	11	

This document is the property of and embodies CONFIDENTIAL and PROPRIETARY information of FCJ. No part of the information shown on this document may be used in any way or disclosed to others without the written consent of FCJ. Copyright FCJ.

This document is the property of and embodies
 CONFIDENTIAL and PROPRIETARY information of FCI.
 No part of the information shown on this
 document may be used in any way or disclosed
 to others without the written consent of FCI.
 Copyright FCI.



REQUIRED PC BOARD LAYOUT
 COMPONENT SIDE
 SEE PRINT 58351 FOR
 ADDITIONAL PCB INFORMATION

mat'l code				--		tolerances unless otherwise specified		CUSTOMER		www.fciconnect.com	
ltr	ecn no.	dr	date	linear	0.X ±0.3		COPY		title METRAL SIGNAL HEADER 4 ROW PRESS-FIT, NO KEYWELL		
R					0.XX ±0.13		projection				
					.XXX ±.051						
				angles	0° ±2°				product family		code
				dr	T.BURNGARD	11/19/99	MM		METRAL		213
				enr	M.STRAWSER	11/19/99	←		size	dwg no	sheet
				chr	M.STRAWSER	11/19/99	→		A	58355	2
				appd	M.STRAWSER	02/29/00	scale		1/1		
sheet index	revision sheet										

cage code 22526

Pro/E

PDM: Rev:R

STATUS: Released

Printed: May 16, 2009

1 | 2

3 |

4

PRODUCT NUMBER	DESCRIPTION	PLATING IN PRESS FIT TAIL AREA	PERFORMANCE LEVEL OF PLATING IN CONTACT AREA
58355-N1YY	STANDARD	TIN LEAD	TELCORDIA CO (NXT)
58355-N5YY	STANDARD	TIN LEAD	TECORDIA UE (NXT)
58355-1YY	STANDARD	TIN LEAD	TELCORDIA CO
58355-2YY	STANDARD	TIN LEAD	TELECOM CLASS
58355-3YY	STANDARD	TIN LEAD	IEC CLASS I
58355-5YY	STANDARD	TIN LEAD	TELCORDIA UE
58355-9YY	STANDARD	TIN LEAD	TELCORDIA CO
58355-N1YYLF	LEAD FREE	TIN	TELCORDIA CO (NXT), IEC CLASS I, SEE NOTES 9 AND 10
58355-N5YYLF	LEAD FREE	TIN	TECORDIA UE (NXT) SEE NOTES 9 AND 10
58355-1YYLF	LEAD FREE	TIN	TELCORDIA CO, IEC CLASS I, SEE NOTES 9 AND 10
58355-2YYLF	LEAD FREE	TIN	TELECOM CLASS, SEE NOTES 9 AND 10
58355-5YYLF	LEAD FREE	TIN	TELCORDIA UE, SEE NOTES 9 AND 10

A

A



This document is the property of and embodies CONFIDENTIAL and PROPRIETARY information of FCJ. No part of the information shown on this document may be used in any way or disclosed to others without the written consent of FCJ. Copyright FCJ.

B

B

mat'l code		--		tolerances unless otherwise specified		CUSTOMER		www.fciconnect.com	
ltr	ecm no.	dr	date	linear	0.X ±0.3		COPY		title METRAL SIGNAL HEADER 4 ROW PRESS-FIT, NO KEYWELL
R					0.XX ±0.13		projection		
					.XXX ±.051				
				angles	0° ±2°				product family METRAL code size 213 dwg no 58355 sheet 3
		dr	T.BURNGARD	11/19/99	MM				
		enr	M.STRAWSER	11/19/99	scale		A		
		chr	M.STRAWSER	11/19/99	1/1				
		appd	M.STRAWSER	02/29/00					
sheet index	revision sheet								cage code 22526

1 | 2

Pro/E

3 |

4

NOTES:

1. FOR DIM A AND B SEE SHEET 2 AND UP.
2. BODY MATERIAL: LIQUID CRYSTAL POLYMER 30 % GLASS. FLAME RETARDANT ACC. UL 94-V0.
3. PIN MATERIAL: PHOSPHOR BRONZE.
4. PLATING ON: PRESS-FIT TAIL AREA SEE PRODUCT NUMBER TABLE. PLATING ON CONTACT AREA CONFORMS TO PERFORMANCE LEVEL SHOWN IN TABLE ON SHEET3.
5. PRODUCT MARKING: PART NUMBER DESIGNATION & BATCH I.D.
6. ALL PRODUCTS WITH PART NUMBERS SHOWN IN SUBSEQUENT TABLES WILL BE PACKAGED IN TUBES. IF TRAY PACKAGING IS REQUIRED, A SUFFIX "P" WILL BE ADDED TO THE END OF THE PART NUMBER. EXAMPLE: XXXXX-XXXP OR XXXXX-XXXPLF
7. PRODUCT SPECIFICATION: GS-12-180 APPLICATION SPECIFICATION: BUS-20-073
8. AFTER INSERTION INTO CIRCUIT BOARD WITH QUALIFIED TOOL.
9. THE PRODUCTS WHERE THE PART NUMBERS ENDS IN LF MEET THE EUROPEAN UNION DIRECTIVE AND OTHER COUNTRY REGULATIONS AS DESCRIBED IN GS-12-008.
10. ALL PRODUCTS EXCEPT THOSE WITH PART NUMBERS CONTAINING 58355-N1--- OR 58355-N5--- WILL WITHSTAND EXPOSURE TO 260 DEGREES C FOR 60 SECONDS IN A CONVECTION, INFRA-RED OR VAPOR PHASE REFLOW OVEN. PART NUMBERS 58355-N1--- AND 58355-N5--- WILL NOT WITHSTAND REFLOW AND THE Au CONTACT SURFACE OF THE CONTACTS SHALL BE EXPOSED TO A MAXIMUM 140 DEGREES C FOR NO LONGER THAN 15 SECONDS IN A WAVE SOLDER APPLICATION.

KEY		
CODE	DIMENSIONS	
	DIM "A" MATE	DIM "B" TAIL
1	5.00	4.30
2	5.75	4.30
3	6.50	4.30
4	7.25	4.30
5	5.00	13.60
6	5.75	13.60
7	6.50	13.60
19	8.00	4.30
40	5.00	15.60
41	6.50	15.60
61	6.50	11.80



This document is the property of and embodies CONFIDENTIAL and PROPRIETARY information of FCI. No part of the information shown on this document may be used in any way or disclosed to others without the written consent of FCI. Copyright FCI.

mat'l code		--		tolerances unless otherwise specified		CUSTOMER		www.fciconnect.com			
ltr	ecn no.	dr	date	linear	0.X ±0.3	COPY			title METRAL SIGNAL HEADER 4 ROW PRESS-FIT, NO KEYWELL		
R					0.XX ±0.13					product family METRAL	code 213
					.XXX ±.051	scale 1/1					
				angles	0° ±2°	product family METRAL		code 58355	sheet 4		
		dr	T.BURNGARD	11/19/99	product family METRAL		size A			code 58355	sheet 4
		engr	M.STRAWSER	11/19/99	product family METRAL			size A	code 58355		
		chr	M.STRAWSER	11/19/99	product family METRAL		size A			code 58355	sheet 4
		appd	M.STRAWSER	02/29/00	product family METRAL			size A	code 58355		
sheet index	revision sheet										

cage code 22526 4

This document is the property of and embodies CONFIDENTIAL and PROPRIETARY information of FCJ. No part of the information shown on this document may be used in any way or disclosed to others without the written consent of FCJ. Copyright FCJ.



METRAL P/N	DIM C	DIM D	CONTACT CODE MOD. I						
			ROW	1	2	3	4	5	6
58355-X01 AND 58355-X01LF	11.93	10.00	D	1	1	1	1	1	1
			C	1	1	1	1	1	1
			B	1	1	1	1	1	1
			A	1	1	1	1	1	1
58355-X02 AND 58355-X02LF	11.93	10.00	D	3	3	3	3	3	3
			C	3	3	3	3	3	3
			B	3	3	3	3	3	3
			A	3	3	3	3	3	3
58355-X03 AND 58355-X03LF	11.93	10.00	D	5	5	5	5	5	5
			C	5	5	5	5	5	5
			B	5	5	5	5	5	5
			A	5	5	5	5	5	5
58355-X04 AND 58355-X04LF	11.93	10.00	D	2	2	2	2	2	2
			C	2	2	2	2	2	2
			B	2	2	2	2	2	2
			A	2	2	2	2	2	2
58355-X05 AND 58355-X05LF	11.93	10.00	D	7	7	7	7	7	7
			C	7	7	7	7	7	7
			B	7	7	7	7	7	7
			A	7	7	7	7	7	7
58355-X06 AND 58355-X06LF	11.93	10.00	D	19	19	-	3	-	1
			C	19	19	-	3	-	-
			B	19	19	-	3	-	1
			A	19	19	-	3	-	1
58355-X07 AND 58355-X07LF	11.93	10.00	D	-	1	-	1	-	-
			C	1	-	-	1	-	-
			B	-	1	-	1	-	1
			A	1	-	-	1	-	-
58355-X08 AND 58355-X08LF	11.93	10.00	D	1	1	1	1	19	19
			C	1	1	1	1	19	19
			B	1	1	1	1	19	19
			A	1	1	1	1	19	19
58355-X09 AND 58355-X09LF	11.93	10.00	D	19	19	1	1	1	1
			C	19	19	1	1	1	1
			B	19	19	1	1	1	1
			A	19	19	1	1	1	1
58355-X10 AND 58355-X10LF	11.93	10.00	D	6	1	6	1	6	1
			C	6	1	6	1	6	1
			B	6	1	6	1	6	1
			A	6	1	6	1	6	1
58355-X11 AND 58355-X11LF	11.93	10.00	D	1	1	1	1	1	1
			C	1	1	1	1	1	1
			B	1	1	1	1	1	1
			A	3	3	3	3	3	3

mat'l code		--		tolerances unless otherwise specified		CUSTOMER		FCJ		www.fcjconnect.com	
ltr	ecr no.	dr	date	linear	0.X ±0.3	COPY		projection		title	
R				angles	0.XX ±0.13	MM				METRAL SIGNAL HEADER	
				dr	.XXX ±.051	1/1				4 ROW PRESS-FIT, NO KEYWELL	
				enrg	0° ±2°	scale		product family		code	
				chr	T.BURNGARD 11/19/99	1/1		METRAL		213	
				appd	M.STRAWSER 11/19/99	A		size		sheet	
					M.STRAWSER 02/29/00			58355		5	
sheet	revision							cage code			
index	sheet							22526			



This document is the property of and embodies CONFIDENTIAL and PROPRIETARY information of FCJ. No part of the information shown on this document may be used in any way or disclosed to others without the written consent of FCJ. Copyright FCJ.

METRAL P/N	DIM C	DIM D	CONTACT CODE MOD. 1						MOD. 2							
			ROW	1	2	3	4	5	6	7	8	9	10	11	12	
58355-X21 AND 58355-X21LF	23.93	22.00	D	1	1	1	1	1	1	1	1	1	1	1	1	
			C	1	1	1	1	1	1	1	1	1	1	1	1	
			B	1	1	1	1	1	1	1	1	1	1	1	1	1
			A	1	1	1	1	1	1	1	1	1	1	1	1	1
58355-X22 AND 58355-X22LF	23.93	22.00	D	5	5	5	5	5	5	5	5	5	5	5	5	
			C	5	5	5	5	5	5	5	5	5	5	5	5	
			B	5	5	5	5	5	5	5	5	5	5	5	5	5
			A	5	5	5	5	5	5	5	5	5	5	5	5	5
58355-X23 AND 58355-X23LF	23.93	22.00	D	1	2	2	2	2	3	1	3	2	2	2	1	
			C	1	2	2	2	2	3	1	3	2	2	2	1	
			B	1	2	2	2	2	3	1	3	2	2	2	1	
			A	1	2	2	2	2	3	1	3	2	2	2	1	
58355-X24 AND 58355-X24LF	23.93	22.00	D	1	1	1	1	1	1	1	1	1	1	1	1	
			C	1	1	1	1	1	1	1	1	1	1	1	1	
			B	1	1	1	1	1	1	1	1	1	1	1	1	
			A	3	3	3	3	3	3	3	3	3	3	3	3	
58355-X25 AND 58355-X25LF	23.93	22.00	D	3	3	3	3	3	3	3	3	3	3	3	3	
			C	3	3	3	3	3	3	3	3	3	3	3	3	
			B	3	3	3	3	3	3	3	3	3	3	3	3	
			A	3	3	3	3	3	3	3	3	3	3	3	3	

METRAL P/N	DIM C	DIM D	CONTACT CODE MOD. 1						MOD. 2							
			ROW	1	2	3	4	5	6	7	8	9	10	11	12	
58355-X26 AND 58355-X26LF	23.93	22.00	D	7	7	7	7	7	7	7	7	7	7	7	7	
			C	7	7	7	7	7	7	7	7	7	7	7	7	
			B	7	7	7	7	7	7	7	7	7	7	7	7	7
			A	7	7	7	7	7	7	7	7	7	7	7	7	7
58355-X27 AND 58355-X27LF	23.93	22.00	D	-	1	1	1	-	1	-	1	-	1	-	1	
			C	1	-	1	-	1	-	1	-	1	-	1		
			B	-	1	1	-	1	-	1	-	1	-	1		
			A	3	-	3	-	1	-	1	-	1	-	1		
58355-X28 AND 58355-X28LF	23.93	22.00	D	6	1	6	1	6	1	6	1	6	1	6	1	
			C	6	1	6	1	6	1	6	1	6	1	6	1	
			B	6	1	6	1	6	1	6	1	6	1	6	1	
			A	6	1	6	1	6	1	6	1	6	1	6	1	
58355-X29 AND 58355-X29LF	23.93	22.00	D	3	3	1	1	1	1	1	1	1	1	1	3	
			C	1	1	1	1	1	1	1	1	1	1	1	1	
			B	1	1	1	1	1	1	1	1	1	1	1	1	
			A	1	1	1	1	1	1	1	1	1	1	1	1	
58355-X30 AND 58355-X30LF	23.93	22.00	D	3	2	2	1	1	1	1	1	1	2	2	3	
			C	3	2	2	1	1	1	1	1	1	2	2	3	
			B	3	2	2	1	1	1	1	1	1	2	2	3	
			A	3	2	2	1	1	1	1	1	1	2	2	3	

mat'l code				--		tolerances unless otherwise specified		CUSTOMER		www.fcjconnect.com	
ltr	ecr no.	dr	date	linear	0.X ±0.3		COPY			title	
R					0.XX ±0.13		projection			METRAL SIGNAL HEADER	
					.XXX ±.051					4 ROW PRESS-FIT, NO KEYWELL	
				angles	0° ±2°				product family		
				dr	T.BURNGARD	11/19/99	MM		METRAL		code
				engr	M.STRAWSER	11/19/99			size		213
				chr	M.STRAWSER	11/19/99			dwg no		sheet
				appd	M.STRAWSER	02/29/00			58355		6
sheet index	revision sheet						scale		A		

1 | 2

3 |

4

METRAL P/N	DIM C	DIM D	CONTACT CODE MOD. 1				MOD. 2				MOD. 3				MOD. 4													
			ROW	1	2	3	4	5	6	7	8	9	10	11	12	13	14	15	16	17	18	19	20	21	22	23	24	
58355-X51 AND 58355-X51LF	47.93	46.00	D	-	1	-	1	-	1	-	1	-	1	-	1	-	1	-	1	-	1	-	1	-	1	-	1	
			C	1	-	1	-	1	-	1	-	1	-	1	-	1	-	1	-	1	-	1	-	1	-	1	-	1
			B	-	1	-	-	-	1	-	1	-	-	1	-	1	-	1	-	1	-	1	-	1	-	1	-	1
			A	1	-	1	-	1	-	-	-	1	-	1	-	3	-	3	-	1	-	1	-	1	-	1	-	1

METRAL P/N	DIM C	DIM D	CONTACT CODE MOD. 1				MOD. 2				MOD. 3				MOD. 4												
			ROW	1	2	3	4	5	6	7	8	9	10	11	12	13	14	15	16	17	18	19	20	21	22	23	24
58355-X52 AND 58355-X52LF	47.93	46.00	D	40	40	40	40	40	40	40	40	40	40	40	40	40	40	40	40	40	40	40	40	40	40	40	40
			C	40	40	40	40	40	40	40	40	40	40	40	40	40	40	40	40	40	40	40	40	40	40	40	40
			B	40	40	40	40	40	40	40	40	40	40	40	40	40	40	40	40	40	40	40	40	40	40	40	40
			A	40	40	40	40	40	40	40	40	40	40	40	40	40	40	40	40	40	40	40	40	40	40	40	40

METRAL P/N	DIM C	DIM D	CONTACT CODE MOD. 1				MOD. 2				MOD. 3				MOD. 4											
			ROW	1	2	3	4	5	6	7	8	9	10	11	12	13	14	15	16	17	18	19	20	21	22	23
58355-X53 AND 58355-X53LF	47.93	46.00	D	61	61	61	61	61	61	61	61	61	61	61	61	61	61	61	61	61	61	61	61	61	61	61
			C	61	61	61	61	61	61	61	61	61	61	61	61	61	61	61	61	61	61	61	61	61	61	61
			B	61	61	61	61	61	61	61	61	61	61	61	61	61	61	61	61	61	61	61	61	61	61	61
			A	61	61	61	61	61	61	61	61	61	61	61	61	61	61	61	61	61	61	61	61	61	61	61

A

A



This document is the property of and embodies CONFIDENTIAL and PROPRIETARY information of FCI. No part of the information shown on this document may be used in any way or disclosed to others without the written consent of FCI. Copyright FCI.

B

B

mat'l code		--		tolerances unless otherwise specified		CUSTOMER				www.fciconnect.com	
ltr	ecm no.	dr	date	linear	0.X ±0.3		COPY		projection	title	
R					0.XX ±0.13		METRAL SIGNAL HEADER			4 ROW PRESS-FIT, NO KEYWELL	
					.XXX ±.051						
				angles	0° ±2°				product family		code
		dr	T.BURNGARD	11/19/99			MM		METRAL		213
		enr	M.STRAWSER	11/19/99					size		sheet
		chr	M.STRAWSER	11/19/99			A		58355		8
		appd	M.STRAWSER	02/29/00							
sheet index	revision sheet										

1 | 2

Pro/E

3 |

cage code 22526

4

