



Glass Passivated Rectifier Diode Modules

VRRM 800 to 1800V

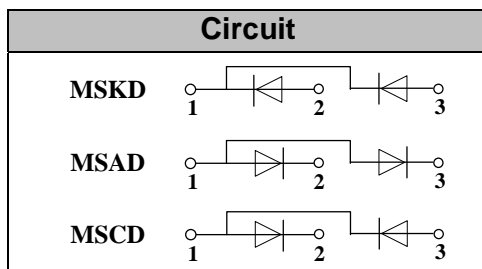
IFAV 36 Amp

Applications

- Non-controllable rectifiers for AC/AC converters
- Line rectifiers for transistorized AC motor controllers
- Field supply for DC motors

Features

- Blocking voltage: 800 to 1800V
- Heat transfer through aluminum oxide ceramic isolated metal baseplate
- Glass passivated chip



Module Type

TYPE			VRRM	V _{RSM}
MSKD36-08	MSAD36-08	MSCD36-08	800V	900V
MSKD36-12	MSAD36-12	MSCD36-12	1200V	1300V
MSKD36-16	MSAD36-16	MSCD36-16	1600V	1700V
MSKD36-18	MSAD36-18	MSCD36-18	1800V	1900V

Maximum Ratings

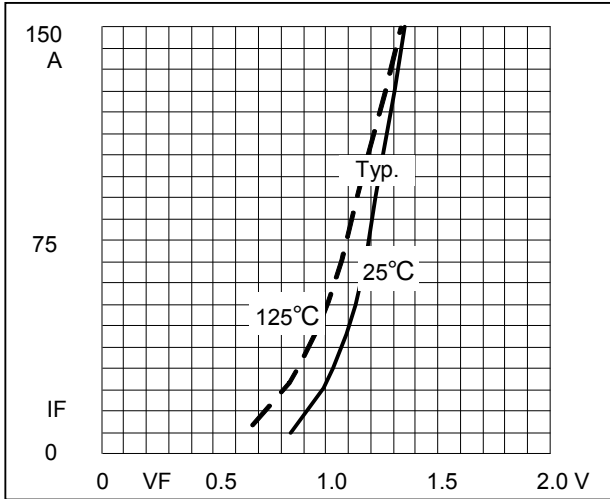
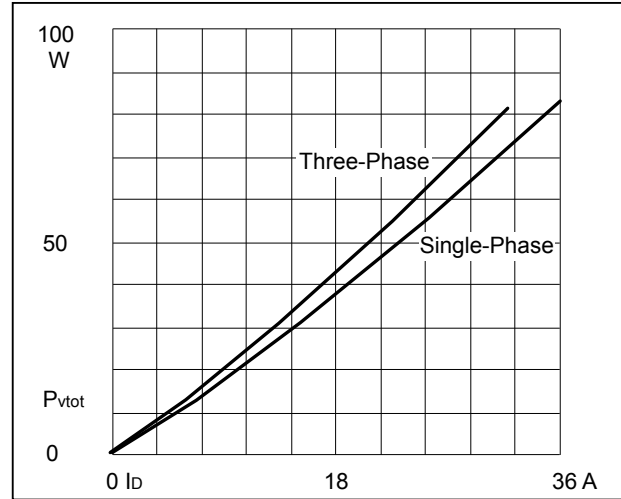
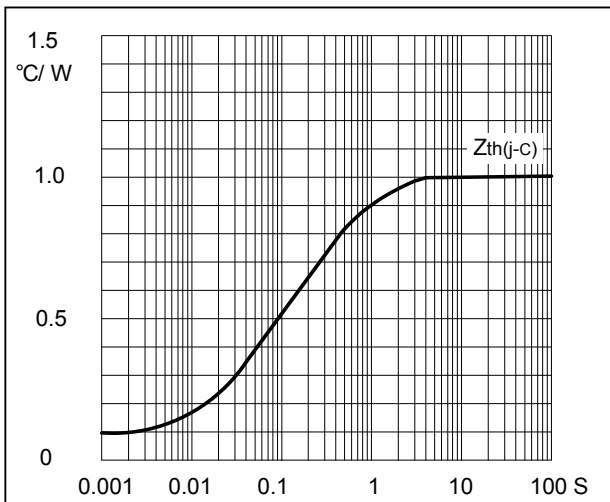
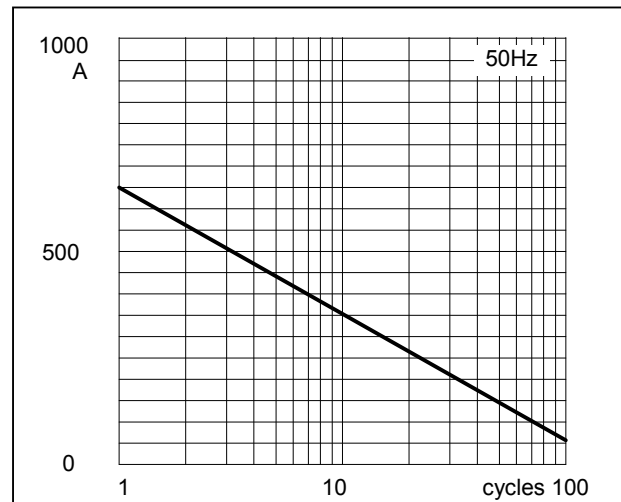
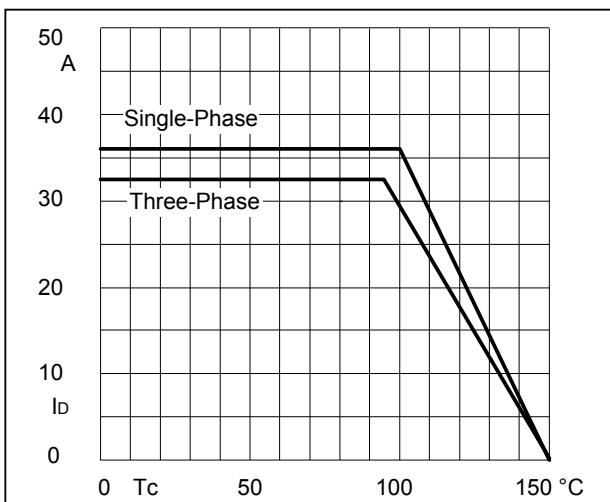
Symbol	Conditions	Values	Units
IFAV	T _c =100°C	36	A
IFSM	t=10mS T _{vj} =45°C	650	A
i ² t	t=10mS T _{vj} =45°C	2100	A ² s
V _{isol}	a.c.50Hz;r.m.s.;1min	3000	V
T _{vj}		-40 to 150	°C
T _{stg}		-40 to 125	°C
M _t	To terminals(M5)	2 . 5-4	Nm
M _s	To heatsink(M5)	2 . 5-4	Nm
Weight	Module	110	g

Thermal Characteristics

Symbol	Conditions	Values	Units
R _{th(j-c)}	Per diode	1.0	°C/W
R _{th(c-s)}	Module	0.1	°C/W

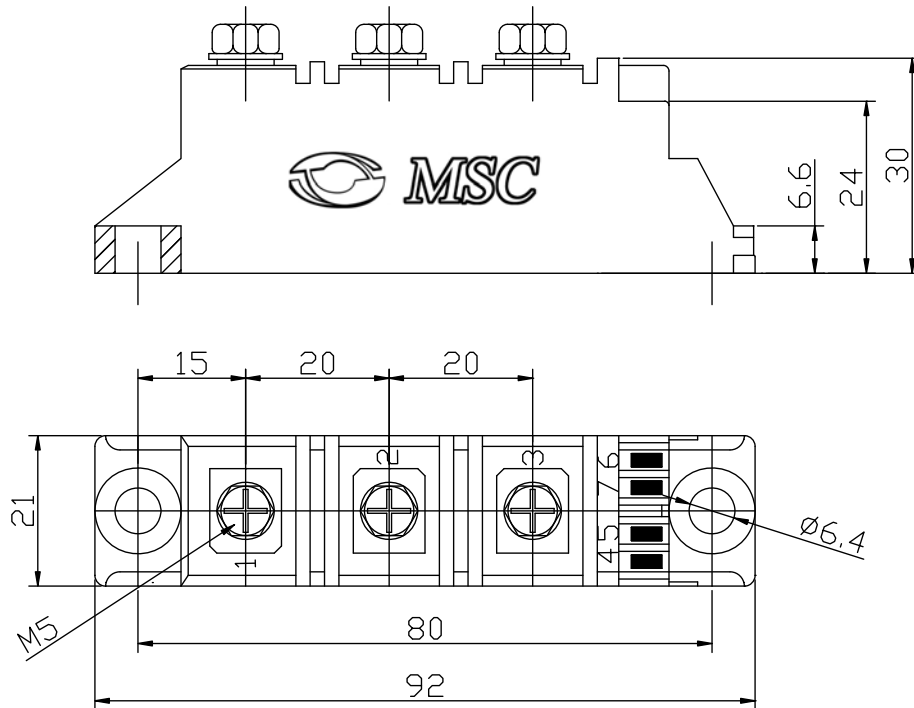
Electrical Characteristics

Symbol	Conditions	Values	Units
V _{FM}	T=25°C I _{FM} =100A	1.25	V
IR _D	T _{vj} =T _{vjM} V _{RD} =V _{RRM}	≤5	mA

Performance Curves

Fig1. Forward Characteristics

Fig2. Power dissipation

Fig3. Transient thermal impedance

Fig4. Max Non-Repetitive Forward Surge Current

Fig5. Forward Current Derating Curve

Package Outline Information

CASE-D1



Dimensions in mm