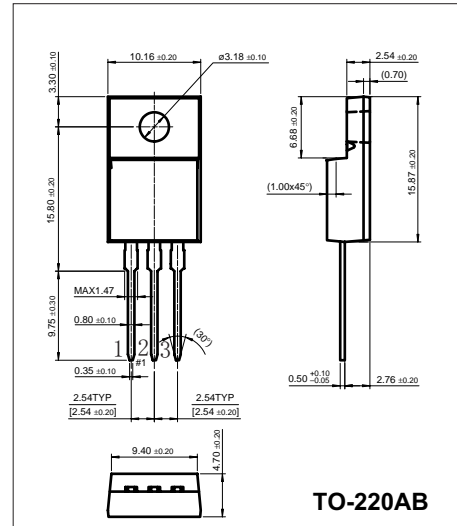
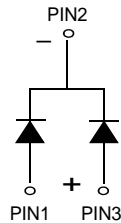


MUR1005CT thru MUR1040CT

Features

- Low forward voltage drop
- High surge capability
- Low power loss/High efficiency



Maximum Ratings and Electrical Characteristics (@TA=25 unless otherwise specified)

Parameter	Symbol	MUR 1005CT	MUR 1010CT	MUR 1015CT	MUR 1020CT	MUR 1030CT	MUR 1040CT	Unit
Peak Repetitive Reverse Voltage	VRRM	50	100	150	200	300	400	V
RMS Reverse Voltage	VRMS	35	70	105	140	210	280	V
DC Blocking Voltage	VDC	50	100	150	200	300	400	V
Average Rectified Forward Current @ TT = 100	IF(AV)	10						A
Non-repetitive Peak Forward Surge Current 8.3ms half sine-wave superimposed on rated load(JEDEC Method)	IFSM	150						A
Forward Voltage @IF = 5.0A	VF	0.95			1.3			V
Peak Reverse Current at @ TA= 25	IR	10						μA
Rated DC Blocking Voltage @ TA = 100		500						
Maximum Reverse Recovery Time	Trr	35			50			nS
Typical Thermal Resistance Junction to Ambient	R JA	3						/W
Typical Junction Capacitance (Note 1)	Cj	62						pF
Operating and Storage Temperature Range	TJ, TSTG	-55 to 150						

Notes: 1. Measured at 1 MHz and Applied VR=4.0 Volts



MUR1005CT thru MUR1040CT

■ Typical Characteristics

Figure 1
Typical Forward Characteristics

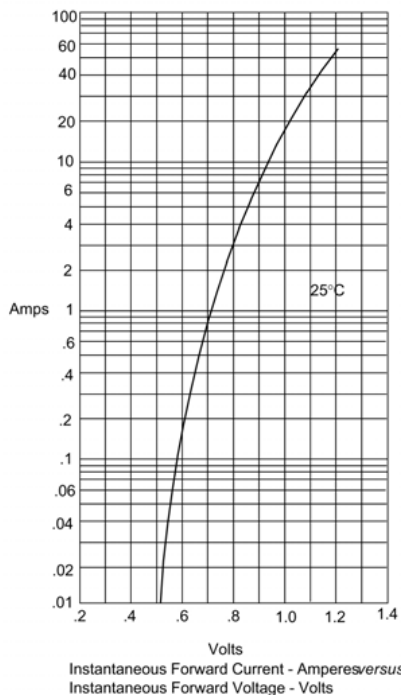


Figure 2
Typical Reverse Characteristics

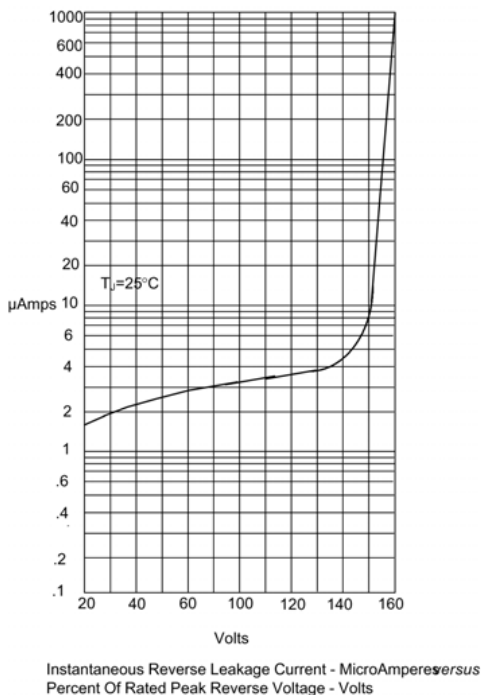


Figure 3
Forward Derating Curve

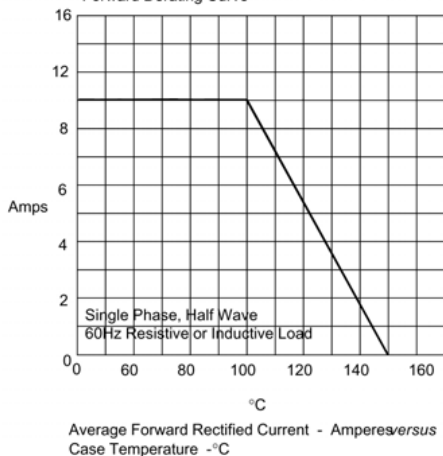


Figure 4
Maximum Non-Repetitive Forward Surge Current

