

# LOW PASS FILTER

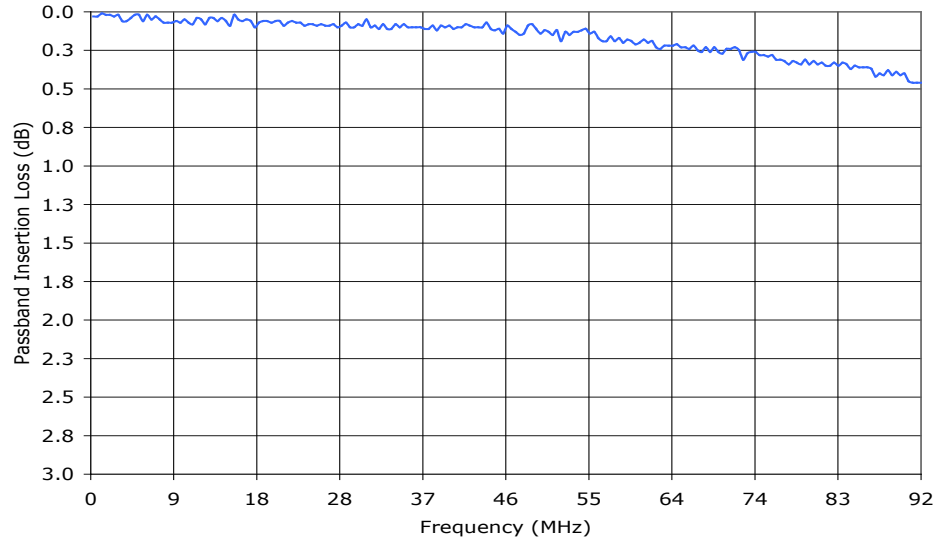
## SURFACE MOUNT MODEL: FLS-100

**CUT-OFF FREQUENCY**

**F<sub>c</sub> = 100 MHz**

**FEATURES:**

- ▶ Small Size
- ▶ Optimum Performance



**SPECIFICATIONS (Rev. A 10/19/07)**

<b>Passband</b>	DC - 92 MHz						
<b>3 dB Cut-off Frequency</b>	100 MHz						
<b>Passband Insertion Loss</b>	1.0 dB (Max.)						
<b>Stopband Frequencies</b>	<table border="1"> <tr><td>@ 175 MHz</td><td>35 dB (Min.)</td></tr> <tr><td>@ 155 MHz</td><td>23 dB (Min.)</td></tr> <tr><td>@ 135 MHz</td><td>20 dB (Min.)</td></tr> </table>	@ 175 MHz	35 dB (Min.)	@ 155 MHz	23 dB (Min.)	@ 135 MHz	20 dB (Min.)
@ 175 MHz	35 dB (Min.)						
@ 155 MHz	23 dB (Min.)						
@ 135 MHz	20 dB (Min.)						
<b>Power Rating</b>	1 Watt (Max.)						
<b>Impedance</b>	50 Ohms (Nom.)						
<b>VSWR (Passband)</b>	1.3:1 (Typ.)						
<b>Operating Temperature Range</b>	-40 to +85 °C						

<b>Package #</b>	102S
------------------	------

LAYOUT FOR PRINTED  
CIRCUIT DESIGN

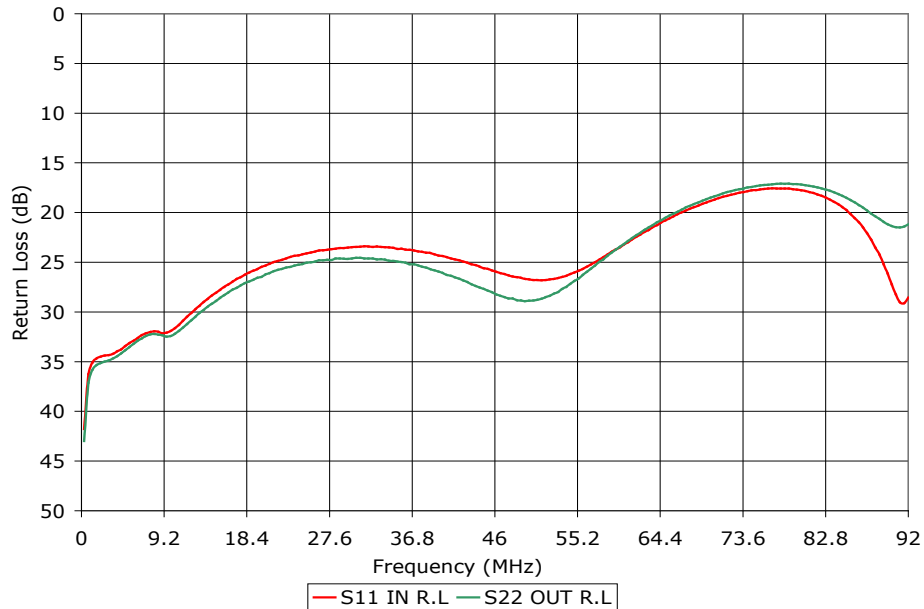
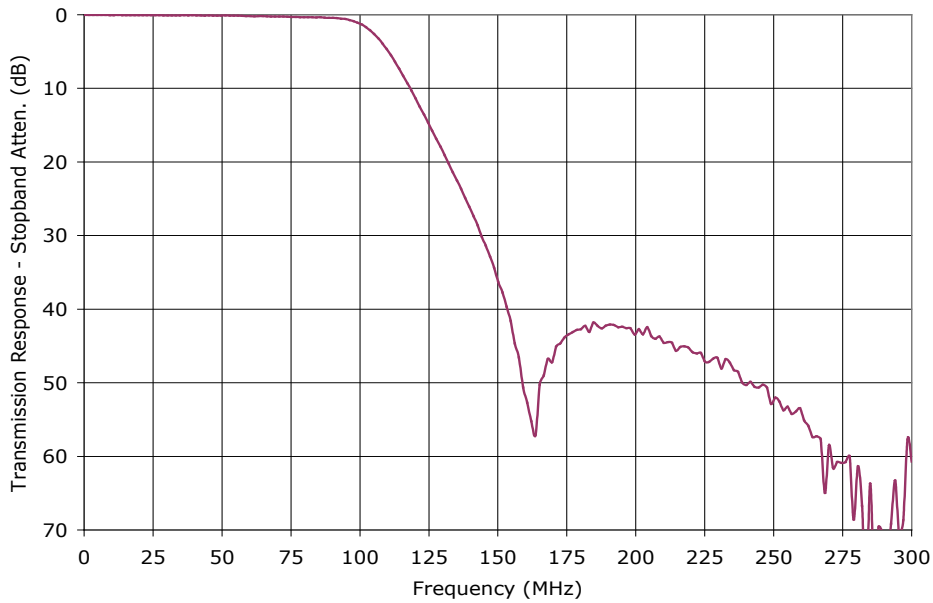
PORT CONFIGURATION		
Input	Output	Gnd.
1	8	All Other

# LOW PASS FILTER

## SURFACE MOUNT MODEL: FLS-100

CUT-OFF FREQUENCY

$F_c = 100 \text{ MHz}$



PERFORMANCE PLOTS

# LOW PASS FILTER

## SURFACE MOUNT MODEL: FLS-100

CUT-OFF FREQUENCY

$F_c = 100 \text{ MHz}$

PERFORMANCE PLOTS

