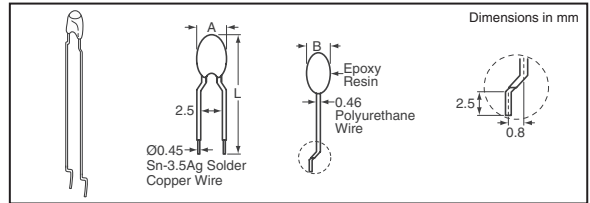


NTSD1 Series - NTC Thermistors for Temperature Sensing

Features: • Electric insulation on lead wire • Excellent bending resistance and easy handling due to suitable hardness of surface coating • High-accuracy of ±1% of resistance and B-Constant tolerance are realized due to uniform thickness by the precise sheet forming method

Specifications: • Thermal Time Constant (25°C): 7 Seconds • Operating Temperature Range: -40°C ~ 125°C



Resistance 25°C (kΩ) ±1%	B-Constant 25-50°C (k) ±1%	Permissible Operating Current 25°C (mA)	Rated Electric Power 25°C (mW)	Typical Dissipation Constant 25°C (mW/°C)	Dimensions (mm)			Digi-Key Part No.	Pricing			Murata Part No.
					A	B	L		1	10	100	
2.0	3500	1.05	21	2.1	3.8	2.5	30	490-4651-ND	.59	3.60	27.20	NTSD1XM202FPB30
5.0	3700	0.68	21	2.1	3.0	2.0	30	490-4652-ND	.59	3.60	27.20	NTSD1XR502FPB30
10	3380	0.38	15	1.5	3.0	2.0	30	490-4653-ND	.59	3.60	27.20	NTSD1XH103FPB30
20	4050	0.31	21	2.1	3.8	2.5	30	490-4654-ND	.59	3.60	27.20	NTSD1WB203FPB30
30	4100	0.26	21	2.1	3.8	2.5	30	490-4655-ND	.59	3.60	27.20	NTSD1WC303FPB30
50	4150	0.20	21	2.1	3.0	2.0	30	490-4656-ND	.59	3.60	27.20	NTSD1WD503FPB30
100	4250	0.14	21	2.1	3.0	2.0	30	490-4657-ND	.59	3.60	27.20	NTSD1WF104FPB30
2.0	3500	1.05	21	2.1	3.8	2.5	40	490-4658-ND	.59	3.60	27.20	NTSD1XM202FPB40
5.0	3700	0.68	21	2.1	3.0	2.0	40	490-4659-ND	.59	3.60	27.20	NTSD1XR502FPB40
10	3380	0.38	15	1.5	3.0	2.0	40	490-4660-ND	.59	3.60	27.20	NTSD1XH103FPB40
20	4050	0.31	21	2.1	3.8	2.5	40	490-4661-ND	.59	3.60	27.20	NTSD1WB203FPB40
30	4100	0.26	21	2.1	3.8	2.5	40	490-4662-ND	.59	3.60	27.20	NTSD1WC303FPB40
50	4150	0.20	21	2.1	3.0	2.0	40	490-4663-ND	.59	3.60	27.20	NTSD1WD503FPB40
100	4250	0.14	21	2.1	3.0	2.0	40	490-4664-ND	.59	3.60	27.20	NTSD1WF104FPB40
2.0	3500	1.05	21	2.1	3.8	2.5	50	490-4665-ND	.59	3.60	27.20	NTSD1XM202FPB50
5.0	3700	0.68	21	2.1	3.0	2.0	50	490-4666-ND	.59	3.60	27.20	NTSD1XR502FPB50
10	3380	0.38	15	1.5	3.0	2.0	50	490-4667-ND	.59	3.60	27.20	NTSD1XH103FPB50
20	4050	0.31	21	2.1	3.8	2.5	50	490-4668-ND	.59	3.60	27.20	NTSD1WB203FPB50
30	4100	0.26	21	2.1	3.8	2.5	50	490-4669-ND	.59	3.60	27.20	NTSD1WC303FPB50
50	4150	0.20	21	2.1	3.0	2.0	50	490-4670-ND	.59	3.60	27.20	NTSD1WD503FPB50
100	4250	0.14	21	2.1	3.0	2.0	50	490-4671-ND	.59	3.60	27.20	NTSD1WF104FPB50

NTPA Series - Inrush Current Limiters

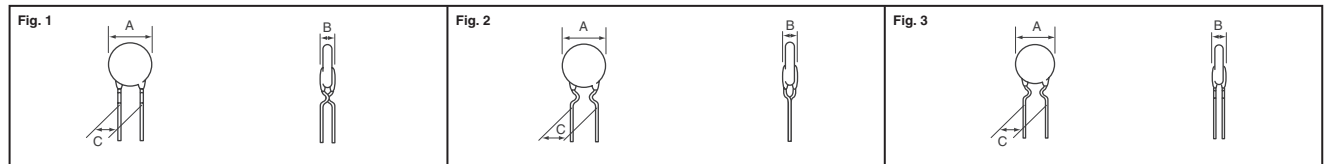


Fig.	Resistance 25°C (Ω) ±15%	Permissible Maximum Current 25°C (A)	Permissible Maximum Current 55°C (A)	Thermal Time Constant 25°C (s)	Thermal Dissipation Constant (mW/°C)	Permissible Electrolytic Capacitor (μF)	Dimensions (mm)			Digi-Key Part No.	Pricing			Murata Part No.
							A	B	C		1	10	100	
1	3.0	5.4	4.7	135	26.8	8,600 @ 100V	23.0	5.5	10.0	490-3942-ND	1.55	9.55	72.13	NTPAN3R0LDKB0
	4.0	4.7	4.1	130	26.8	8,600 @ 100V	23.0	5.5	10.0	490-3943-ND	1.55	9.55	72.13	NTPAN4R0LDKB0
	6.0	3.9	3.4	130	26.8	8,600 @ 100V	23.0	5.5	10.0	490-3944-ND	1.55	9.55	72.13	NTPAN6R0LDKB0
	4.0	4.0	3.5	125	21.8	5,000 @ 100V	20.0	5.5	10.0	490-3945-ND	1.08	6.66	50.29	NTPAJ4R0LDKB0
	6.0	3.4	2.9	125	21.8	5,000 @ 100V	20.0	5.5	10.0	490-3946-ND	1.08	6.66	50.29	NTPAJ6R0LDKB0
	8.0	3.0	2.6	130	21.8	5,000 @ 100V	20.0	5.5	10.0	490-3947-ND	1.08	6.66	50.29	NTPAJ8R0LDKB0
10.0	2.6	2.2	130	21.8	5,000 @ 100V	20.0	5.5	10.0	490-3948-ND	1.08	6.66	50.29	NTPAJ10L0LDKB0	
2	3.9	3.3	2.9	65	18.2	2,700 @ 100V	16.0	5.5	7.5	490-3949-ND	.73	4.50	34.03	NTPAD3R9LDNB0
	5.1	3.0	2.6	85	18.8	2,700 @ 100V	16.0	5.5	7.5	490-3950-ND	.73	4.50	34.03	NTPAD5R1LDNB0
	8.0	2.7	2.3	65	18.7	2,700 @ 100V	16.0	5.5	7.5	490-3951-ND	.73	4.50	34.03	NTPAD8R0LDNB0
	16.0	2.0	1.7	100	19.1	2,700 @ 100V	16.0	5.5	7.5	490-3952-ND	.73	4.50	34.03	NTPAD16L0LDNB0
	2.2	3.7	3.2	70	13.5	1,400 @ 100V	12.0	5.0	7.5	490-3953-ND	.52	3.17	23.97	NTPAA2R2LDNB0
	3.9	2.7	2.3	70	13.5	1,400 @ 100V	12.0	5.0	7.5	490-3954-ND	.52	3.17	23.97	NTPAA3R9LDNB0
3	5.1	2.5	2.2	70	13.5	1,400 @ 100V	12.0	5.0	7.5	490-3955-ND	.52	3.17	23.97	NTPAA5R1LDNB0
	8.2	2.0	1.7	70	13.5	1,400 @ 100V	12.0	5.0	7.5	490-3956-ND	.52	3.17	23.97	NTPAA8R2LDNB0
	16.0	1.7	1.5	70	13.5	1,400 @ 100V	12.0	5.0	7.5	490-3957-ND	.52	3.17	23.97	NTPAA10L0LDNB0
	16.0	1.4	1.2	65	11.6	800 @ 100V	11.0	5.0	5.0	490-3958-ND	.52	3.17	23.97	NTPA9160LMB0
	4.0	2.3	2.0	40	9.4	700 @ 100V	9.0	5.0	5.0	490-3959-ND	.29	1.81	13.67	NTPA74R0LMB0
	8.0	1.7	1.5	40	9.5	570 @ 100V	9.0	5.0	5.0	490-3960-ND	.29	1.81	13.67	NTPA78R0LMB0
16.0	1.2	1.0	40	9.9	400 @ 100V	9.0	5.0	5.0	490-3961-ND	.29	1.81	13.67	NTPA7160LMB0	
22.0	1.0	0.88	40	9.1	400 @ 100V	9.0	5.0	5.0	490-3962-ND	.29	1.81	13.67	NTPA7220LMB0	

NEW! POSISTOR® PTC Thermistors for Heaters

Features:

- The heater element regulates designated temperature range
- Output wattage is decreased automatically when heat radiation is decreased
- Compact and flat surface shall realize easy to install for various set
- Depending on application, these PTC realize dual voltage use

Applications:

- Heated Vessels • Contact Lens Cleaner • Portable Travel Iron
- Massager • Fragrance • Electric Pot

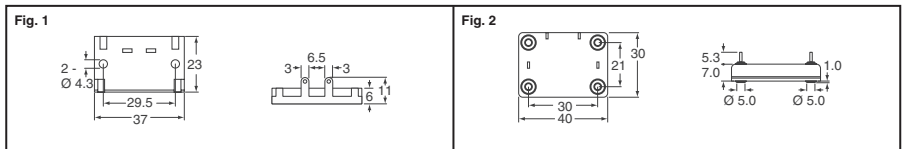


Fig.	Maximum Voltage (Vrms)	Curie Point (°C)	Inrush Current (Maximum)	Minimum Resistance Value @ 25°C (Ω)	Maximum Resistance Value @ 25°C (Ω)	Digi-Key Part No.	Price Each			Murata Part
							1	10	100	
1	260	90 ± 7 135 ± 7 200 ± 7 225 ± 7	5.0A	200	1200	490-4811-ND	11.13	10.00	7.88	PTWSB1BC201T260A00
						490-4812-ND	11.13	10.00	7.88	PTWSB1AS201T260A00
						490-4813-ND	11.13	10.00	7.88	PTWSB2AH201T260A00
						490-4814-ND	11.13	10.00	7.88	PTWSB2AG201T260A00
2	260	280 ± 7	10.0A	200	1200	490-4815-ND	18.69	16.80	13.23	PTWTA1AD201T260A00

~ Exclusive Preview ~
New Product Available Now!