

1.SCOPE

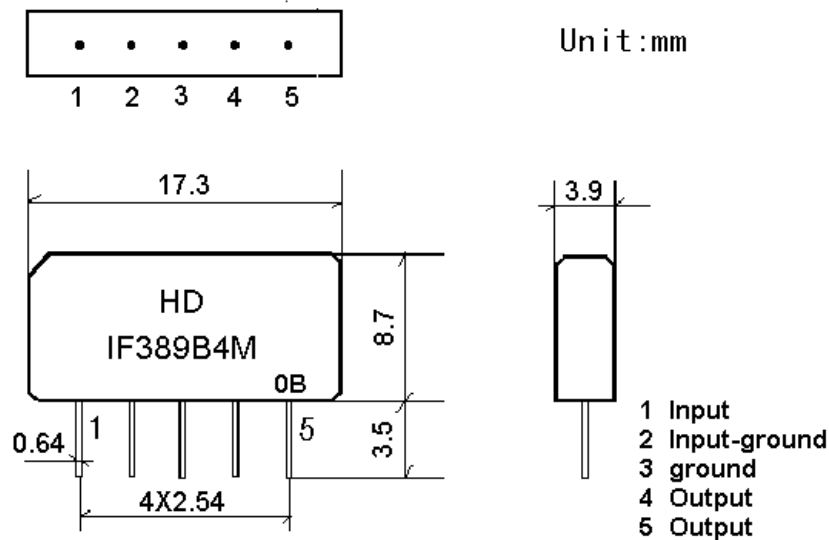
HAODA's SAW filter series have broad line up products meeting all broadcast standard including NTSC,PAL and SECAM systems. These filters are composed of two interdigital transducers on a single-crystal. piezoelectrical chip. they are used in electronic equipments such as TV and so on.

2.Construction

2.1 Dimension and materials

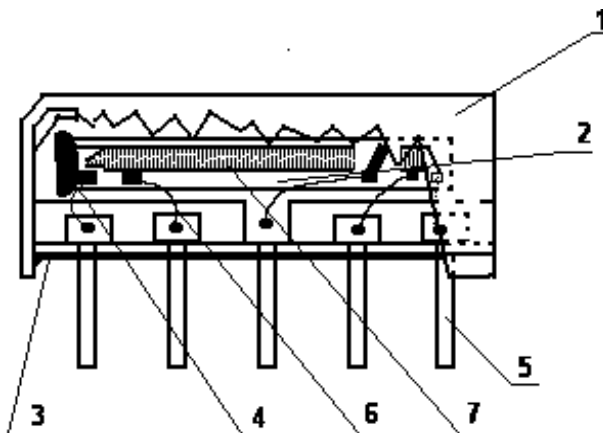
Manufacturer's name : HAODA ELECTRONICS Co. LTD(CHINA)

Type : IF389B4M



0: year(0,1,2,3,4,5,6,7,8,9)

B:product in this quarter(A:1~3,B:4~6,C:7~9,D:10~12)



Components	Materials
1.Outer casing	PPS
2.Substrate	Lithium niobate
3.Base	Epoxy resin
4.Absorber	Epoxy resin
5.Lead	Cu alloy+Au plate
6.Bonding wire	AlSi alloy
7.Electrode	Al

DC voltage	VDC	12	V	Between any terminals
AC voltage	Vpp	10	V	Between any terminals

3.2 Electrical Characteristics

Source impedance $Z_s=50$

Load impedance $Z_L=2k //3pF$ $T_A=25$

Items	Freq	Min	typ	max	
Insertion attenuation Reference level	37.40MHz	15.3	17.3	19.3	dB
Relative attenuation	38.90MHz	4.2	5.7	7.2	dB
	34.47MHz	0.0	1.5	3.0	dB
	32.40MHz	12.5	14.5	16.5	dB
	33.40MHz	12.5	14.5	-	dB
	30.90MHz	41.0	50.0		dB
	40.40MHz	40.0	52.0		dB
	41.40MHz	40.0	50.0		dB
Sidelobe	25.00~30.90MHz	35.0	42.0		dB
	40.40~45.00MHz	35.0	41.0		dB
Temperature coefficient		-72			Ppm/k

3.3 Environmental Performance Characteristics

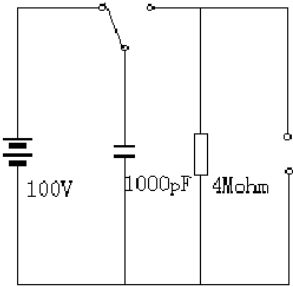
Item Test condition	Allowable change of absolute Level at center frequency(dB)
High temperature test 70 1000H	< 1.0
Low temperature test -40 1000H	< 1.0
Humidity test 40 90-95% 1000H	< 1.0
Thermal shock -20 ==25 ==80 20 cycle 30M 10M 30M	< 1.0
Solder temperature test Sold temp.260 for 10 sec.	< 1.0
Soldering Immerse the pins melt solder at 260 +5/-0 for 5 sec.	More then 95% of total area of the pins should be covered with solder

3.4 Mechanical Test

Item Test condition	Allowable change of absolute Level at center frequency(dB)
Vibration test 600-3300rpm amplitude 1.5mm 3 directions 2 H each	<1.0
Drop test On maple plate from 1 m high 3 times	<1.0
Lead pull test Pull with 1 kg force for 30 seconds	<1.0

Lead bend test 90° bending with 500g weigh 2 times	<1.0
---	------

3.5 Voltage Discharge Test

Item Test condition	Allowable change of absolute Level at center frequency(dB)
Surge test Between any two electrode 	<1.0

3.6 Frequency response