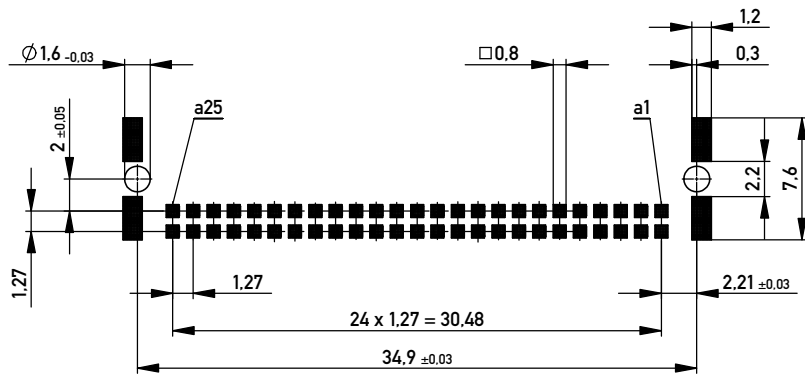
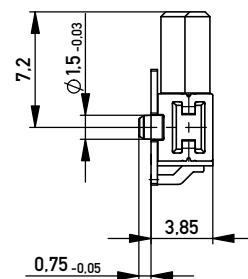
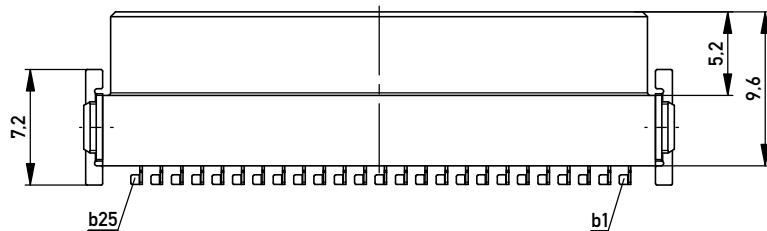
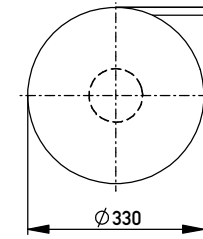


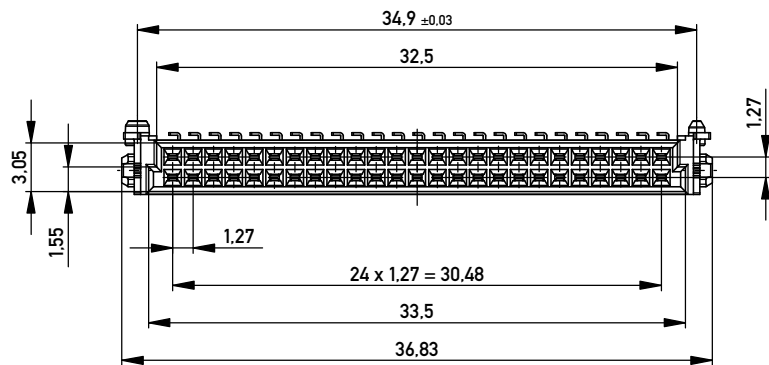
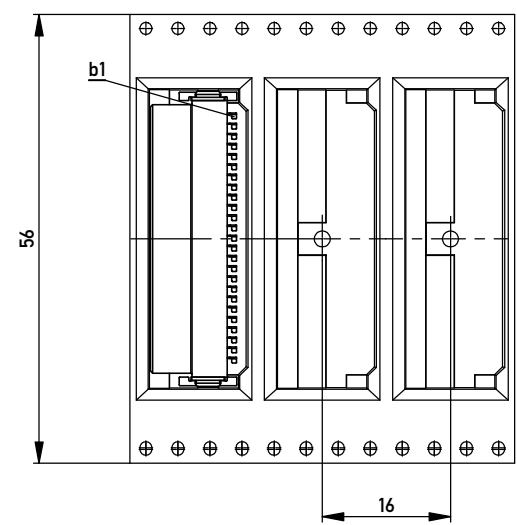
Leiterplatten-Layout Vorschlag für SMT
PCB-Layout Proposal for SMT



Verpackt im Gurt nach DIN IEC 60286-3
Tape on Reel Packaging according to DIN IEC 60286-3
Verpackungseinheit: 560 Stück
Packaging unit: 560 pcs



Abspulrichtung - Reel off Direction



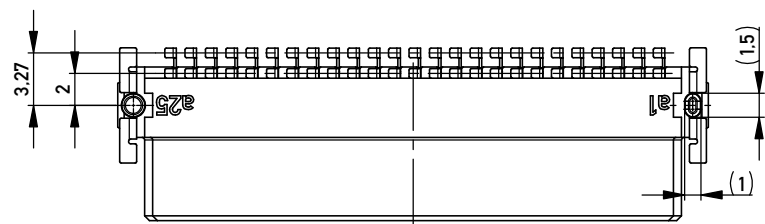
Anforderungsstufe 1
Performance Level 1

Kontaktbereich vergoldet
Mating Area gold plating

Anschlussbereich verzinkt 4-6 µm
Terminal Area 4-6 µm tin plating

Koplanarität der Anschlüsse ≤ 0,1 mm
Coplanarity Area of Termination ≤ 0,1 mm

BA7-03 - Standard Bauhöhe
type7-03 - Standard Assembly Height



Copyright by ERNI GmbH
Proprietary notice pursuant to ISO 16018 to be observed.

Information:		Tolerances		Scale	3:1
All rights reserved. Only for Information. To ensure that this is the latest version of this drawing, please contact one of the ERNI companies before using.		All Dimensions in mm		Designation	
Subject to modification without prior notice. Drawing will not be updated.				Federl. SMC-Q 50-SMD-BA7-03 Female SMC-Q 50-SMD-type7-03	
g	23.04.2014	www.ERNI.com		100500280001	
Index	Date			K A3	
				Class	SMCQ