

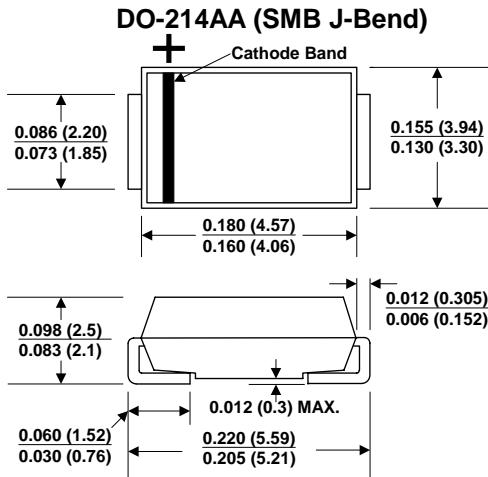
LOW CAPACITANCE TRANSIENT VOLTAGE SUPPRESSOR
STAND-OFF VOLTAGE 5.0 - 50 Volts
500 watt Peak Pulse Power

" * " 标注为常用型号

" * " Stand for commonly used models

SACB PART NUMBER	Marking Code	STAND-OFF VOLTAGE (NOTE1) V _{WM} (VOLTS)	MINIMUM BREAKDOWN VOLTAGE AT I _T =1.0mA V(BR) (VOLTS)	MAXIMUM REVERSE LEAKAGE AT V _{WM} I _R (uA)	MAXIMUM CLAMPING VOLTAGE AT I _{pp} =5.0A V _C (V)	MAXIMUM PEAK PULSE CURRENT PER FIG.3 I _{pp} (AMPS)	MAXIMUM JUNCTION CAPACITANCE AT 0 VOLTS (pF)	WORKING INVERSE BLOCKING VOLTAGE V _{WIB} (VOLTS)	INVERSE BLOCKING LEAKAGE CURRENT V _{WIB} IIB(mA)	PEAK INVERSE BLOCKING VOLTAGE V _{PIB} (VOLTS)
*SACB5.0	SKE	5.0	7.6	300	10.0	44.0	45	75	1.0	100
SACB6.0	SKG	6.0	7.9	300	11.2	41.0	45	75	1.0	100
SACB7.0	SKM	7.0	8.3	300	12.6	38.0	45	75	1.0	100
SACB8.0	SKR	8.0	8.9	100	13.4	36.0	45	75	1.0	100
SACB8.5	SKT	8.5	9.44	50	14.0	34.0	45	75	1.0	100
SACB10	SKX	10.0	11.10	5	16.3	29.0	45	75	1.0	100
SACB12	SLE	12.0	13.30	5	19.0	25.0	45	75	1.0	100
SACB15	SLM	15.0	16.70	5	23.6	20.0	45	75	1.0	100
SACB18	SLT	18.0	20.00	5	28.8	15.0	45	75	1.0	100
SACB22	SLX	22.0	24.40	5	35.4	14.0	45	75	1.0	100
SACB26	SME	26.0	28.90	5	42.3	11.1	45	75	1.0	100
SACB30	SMK	30.0	33.30	5	48.6	10.0	45	75	1.0	100
SACB36	SMP	36.0	40.00	5	60.0	8.6	45	75	1.0	100
SACB45	SMV	45.0	50.00	5	77.0	6.8	45	150	1.0	200
SACB50	SMZ	50.0	55.50	5	88.0	5.8	45	150	1.0	200

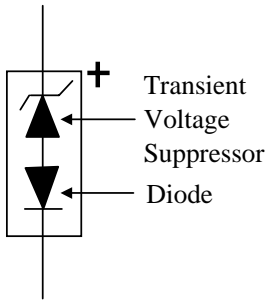
LOW CAPACITANCE TRANSIENT VOLTAGE SUPPRESSOR
STAND-OFF VOLTAGE 5.0 - 50 Volts
500 watt Peak Pulse Power



Dimensions in inches and (millimeters)

FEATURES

- ⊙ For surface mounted applications in order to optimize board space
- ⊙ Glass passivated junction
- 500W Peak Pulse Power capability with a 10/1000us waveform, repetitor rate (duty cycle): 0.01%
- Excellent clamping capability
- Low incremental surge resistance
- Fast response time: typically less than 1.0ps from 0 Volts to V(BR) for unidirectional types
- Ideal for data line applications
- High temperature soldering guaranteed: 260°C/10 seconds, 0.375"(9.5mm) lead length, 5lbs., (2.3kg) tension



Schemati

MECHANICAL DATA

Case : JEDEC DO-214AA. Molded plastic over glass passivated junction
Terminal : Solder plated, solderable per MIL-STD-750, Method 2026
Polarity : The band denotes TVS cathode
Standard Packaging : 12mm tape(EIA STD RS-481)
Weight : 0.003ounce, 0.093gram

MAXIMUM RATINGS AND CHARACTERISTICS

Ratings at 25°C ambient temperature unless otherwise specified.

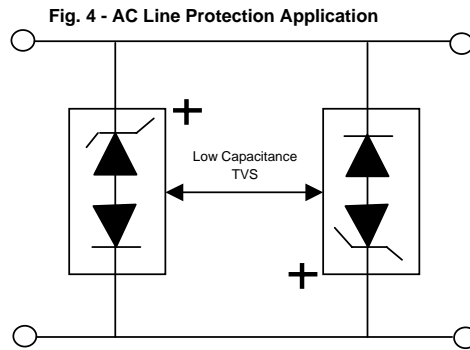
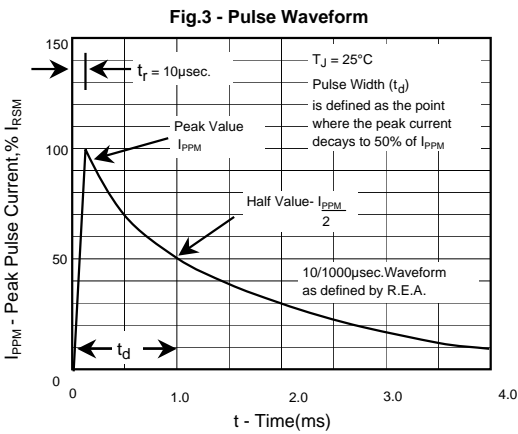
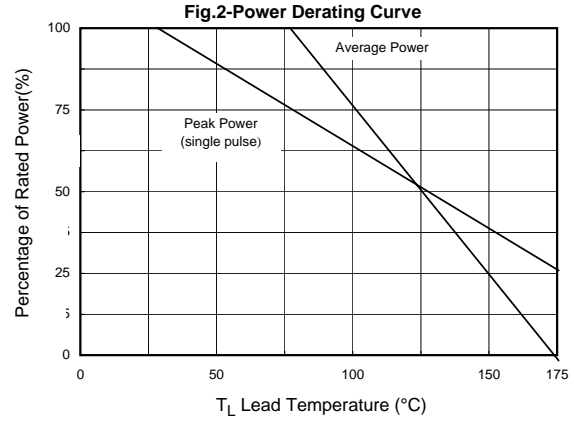
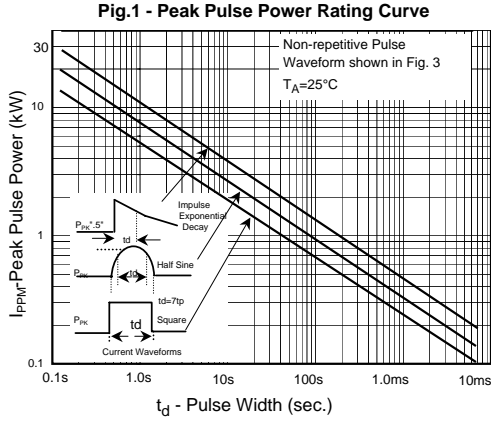
RATING	SYMBOL	VALUE	UNITS
Peak Pulse Power Dissipation with a 10/1000µs waveform (Note 1)	P _{ppM}	Minimum 500	Watts
Steady State Power Dissipation at TL= 75°C with lead lengths or 0.375" (9.5mm)	P _{M(AV)}	3	Watts
Peak Pulse Power Surge Current with a 10/1000 µS waveform (Note 1.FIG.3)	I _{PPM}	SEE TABLE 1	Amps
Operating junction and Storage Temperature Range	T _J , T _{STG}	-55 to +175	°C

Note :

1.Non-repetitive current pulse , per Fig. 3 and derated above TA = 25 per Fig. 2 .

LOW CAPACITANCE TRANSIENT VOLTAGE SUPPRESSORS

Ratings and Characteristic Curves ($T_A=25^\circ\text{C}$ unless otherwise noted)



Application Note: Device must be used with two units in parallel, opposite in polarity as shown in circuit for AC signal line protection.