

### Description

Fast Delivery Time

PXXX0SXLRP Series SIDACtor Protection Thyristor protect telecommunications equipment such as ADSL Modems,Router, , Telephone, CCTV Camera,Digital Video Record,Video Capture Card,Twisted-pair video transmitter,CATV Splitter.....Etc.

PXXX0SXLRP Series SIDACtor Protection Thyristor are used to enable equipment to meet various regulatory requirements including GR 1089, ITU K.20/21,IEC 61000-4-5, YD/T 1082,YD/T 993,YD/T 950,TIA-968-A ,TIA-968-B



### Features

Compared to surge suppression using other technologies, PXXX0SXLRP Series devices offer absolute surge protection regardless of the surge current available and the rate of applied voltage (dv/dt). PXXX0SXLRP Series devices:

- 100% Lead-Free(RoHs Compliant )
- Cannot be damaged by voltage
- Eliminate hysteresis and heat dissipation typically found with clamping devices
- Eliminate voltage overshoot caused by fast-rising transients
- Are non-degenerative
- Have low capacitance, making them ideal for high-speed transmission equipment

### Electrical Characteristics

Parameter	Definition
$V_{DRM}$	<b>Peak Off-state Voltage</b> — maximum voltage that can be applied while maintaining off state
$V_S$	<b>Switching Voltage</b> — maximum voltage prior to switching to on state
$I_H$	<b>Holding Current</b> — minimum current required to maintain on state
$I_S$	<b>Switching Current</b> — maximum current required to switch to on state
$I_T$	<b>On-state Current</b> — maximum rated continuous on-state current
$V_T$	<b>On-state Voltage</b> — maximum voltage measured at rated on-state current
Capacitance	<b>Off-state Capacitance</b> — typical capacitance measured in off state
$I_{DRM}$	<b>Leakage Current</b> — maximum peak off-state current measured at $V_{DRM}$
$I_{PP}$	<b>Peak Pulse Current</b> — maximum rated peak impulse current
$I_{TSM}$	<b>Peak One-cycle Surge Current</b> — maximum rated one-cycle AC current
di/dt	<b>Rate of Rise of Current</b> — maximum rated value of the acceptable rate of rise in current over time

### Electrical Characteristics



Part Number	Marking	$V_{DRM}$	$V_s$	$I_H$	$I_s$	$I_T$	$V_T$	Capacitance
		@ $I_{DRM}=5 \mu A$	@ $100V/\mu s$	$mA_{min}$	$mA_{max}$	$A_{max}$	@ $I_T=2.2Amps$	@ $1MHz, 2V$ bias
		$V_{min}$	$V_{max}$	$mA_{min}$	$mA_{max}$	$A_{max}$	$V_{max}$	pF
P0080SALRP	P008A	6	25	50	800	2.2	4	45
P0300SALRP	P03A	25	40	50	800	2.2	4	45
P0640SALRP	P06A	58	77	150	800	2.2	4	35
P0720SALRP	P07A	65	88	150	800	2.2	4	50
P0900SALRP	P09A	75	98	150	800	2.2	4	40
P1100SALRP	P11A	90	130	150	800	2.2	4	35
P1300SALRP	P13A	120	160	150	800	2.2	4	35
P1500SALRP	P15A	140	180	150	800	2.2	4	40
P1800SALRP	P18A	170	220	150	800	2.2	4	40
P2100SALRP	P21A	180	240	150	800	2.2	4	40
P2300SALRP	P23A	190	260	150	800	2.2	4	45
P2600SALRP	P26A	220	300	150	800	2.2	4	35
P3100SALRP	P31A	275	350	150	800	2.2	4	35
P3500SALRP	P35A	320	400	150	800	2.2	4	30
P0080SBLRP	P008B	6	25	50	800	2.2	4	60
P0300SBLRP	P03B	25	40	50	800	2.2	4	65
P0640SBLRP	P06B	58	77	150	800	2.2	4	45
P0720SBLRP	P07B	65	88	150	800	2.2	4	45
P0900SBLRP	P09B	75	98	150	800	2.2	4	40
P1100SBLRP	P11B	90	130	150	800	2.2	4	40
P1300SBLRP	P13B	120	160	150	800	2.2	4	40
P1500SBLRP	P15B	140	180	150	800	2.2	4	35
P1800SBLRP	P18B	170	220	150	800	2.2	4	65
P2100SBLRP	P21B	180	240	150	800	2.2	4	60

Part Number	Marking	V <sub>DRM</sub> @I <sub>DRM</sub> =5 μ A	V <sub>S</sub> @100V/μs	I <sub>H</sub>	I <sub>S</sub>	I <sub>T</sub>	V <sub>T</sub> @I <sub>T</sub> =2.2Amps	Capacitance @1MHz,2V bias
		V <sub>min</sub>	V <sub>max</sub>	mA <sub>min</sub>	mA <sub>max</sub>	A <sub>max</sub>	V <sub>max</sub>	pF
P2300SBLRP	P23B	190	260	150	800	2.2	4	50
P2600SBLRP	P26B	220	300	150	800	2.2	4	45
P3100SBLRP	P31B	275	350	150	800	2.2	4	45
P3500SBLRP	P35B	320	400	150	800	2.2	4	40
P0080SCLRP	P008C	6	25	50	800	2.2	4	75
P0300SCLRP	P03C	25	40	50	800	2.2	4	75
P0640SCLRP	P06C	58	77	150	800	2.2	4	55
P0720SCLRP	P07C	65	88	150	800	2.2	4	60
P0900SCLRP	P09C	75	98	150	800	2.2	4	65
P1100SCLRP	P11C	90	130	150	800	2.2	4	55
P1300SCLRP	P13C	120	160	150	800	2.2	4	60
P1500SCLRP	P15C	140	180	150	800	2.2	4	50
P1800SCLRP	P18C	170	220	150	800	2.2	4	55
P2100SCLRP	P21C	180	240	150	800	2.2	4	85
P2300SCLRP	P23C	190	260	150	800	2.2	4	65
P2600SCLRP	P26C	220	300	150	800	2.2	4	65
P3100SCLRP	P31C	275	350	150	800	2.2	4	55
P3500SCLRP	P35C	320	400	150	800	2.2	4	50
P4500SCLRP	P45C	400	540	150	800	2.2	4	45

Notes:

-All measurements are made at an ambient temperature of 25°C .I<sub>pp</sub> applies to -40°C through +85°C temperature range .

-Off-state capacitance(C<sub>o</sub>) is typical value.


\*For surge ratings,see next page.

## Surge Ratings

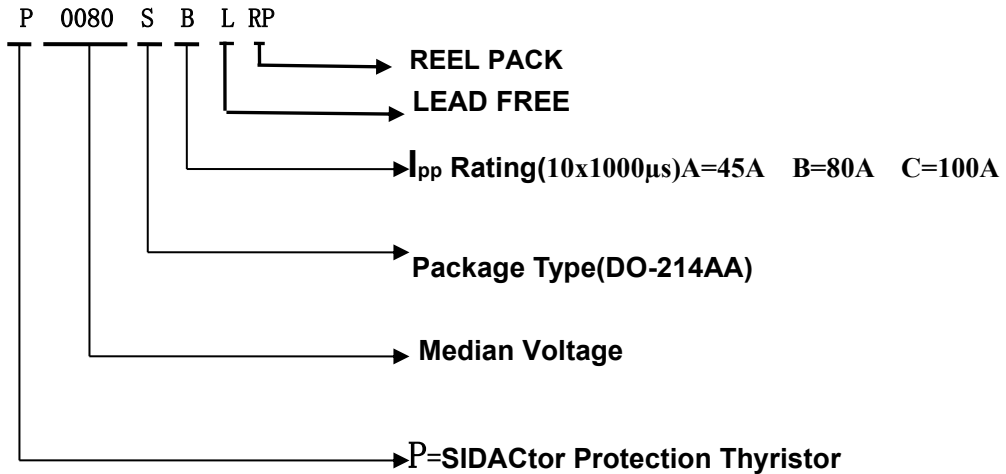


Series	$I_{pp}$ 2x10 $\mu$ s	$I_{pp}$ 8x20 $\mu$ s	$I_{pp}$ 10x160 $\mu$ s	$I_{pp}$ 10x560 $\mu$ s	$I_{pp}$ 10x1000 $\mu$ s	$I_{pp}$ 5x320 $\mu$ s	$I_{pp}$ 5x310 $\mu$ s	$I_{pp}$ 10x360 $\mu$ s	$I_{TSM}$ 50/60Hz	$di/dt$
	Amps	Amps	Amps	Amps	Amps	Amps	Amps	Amps	Amps	Amps/ $\mu$ s
A	150	150	90	50	45	75	75	75	20	500
B	250	250	150	100	80	100	100	125	25	500
C	500	400	200	150	100	200	200	175	30	500

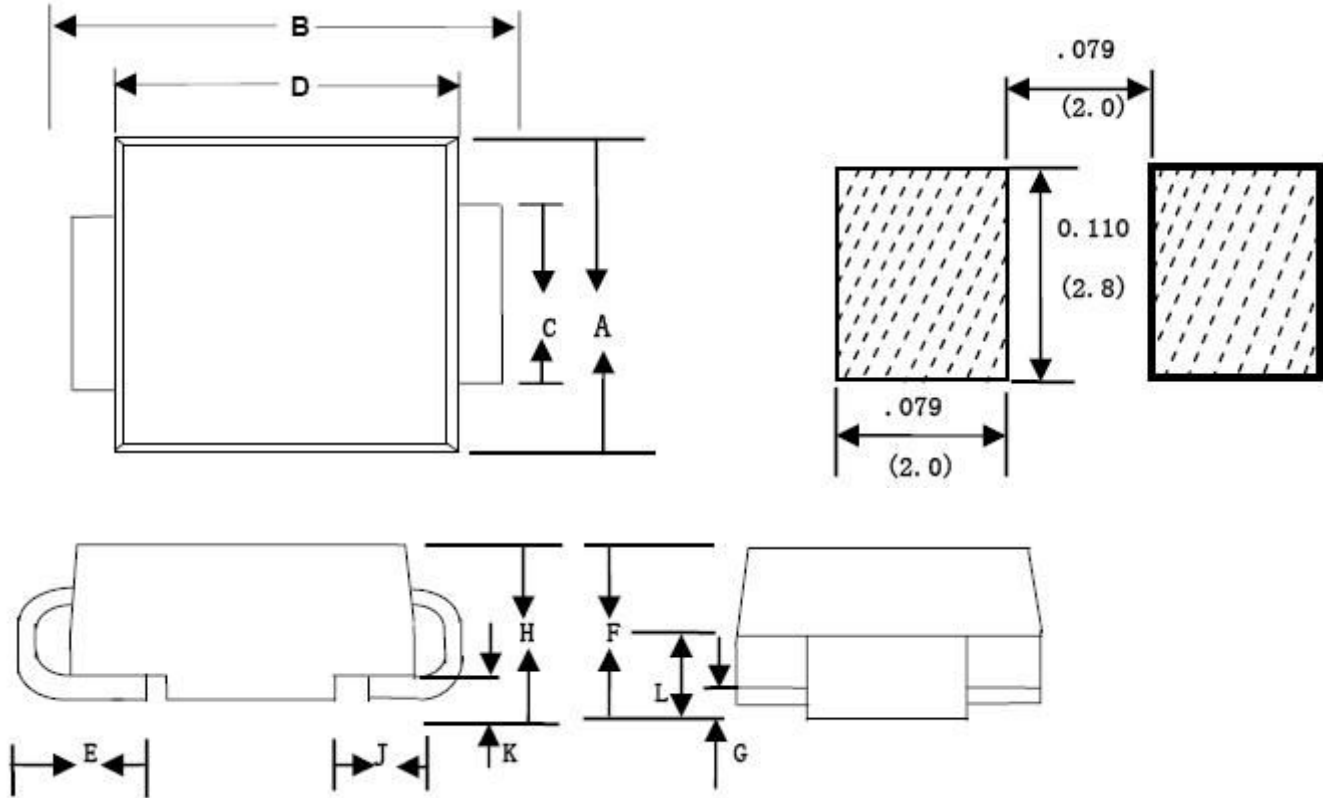
## Thermal Considerations

Package	DO-214AA/SMB	Symbol	Parameter	Value	Unit
		$T_J$	Operating Junction Temperature Range	-40 to +150	$^{\circ}C$
		$T_S$	Storage Temperature Range	-65 to +150	$^{\circ}C$
		$R_{\theta JA}$	Junction to Ambient on prited circuit	90	$^{\circ}C/W$

## Description of Part Number



Dimensions - DO-214AA



Dimension	Inches		Millimeters	
	Min	Max	Min	Max
A	0.134	0.155	3.40	3.94
B	0.205	0.22	5.21	5.59
C	0.075	0.083	1.90	2.11
D	0.166	0.185	4.22	4.70
E	0.036	0.056	0.91	1.42
F	0.073	0.087	1.85	2.2
G	0.002	0.008	0.05	0.20
H	0.077	0.094	1.95	2.40
J	0.043	0.053	1.09	1.35
K	0.008	0.014	0.20	0.35
L	0.039	0.049	0.99	1.24

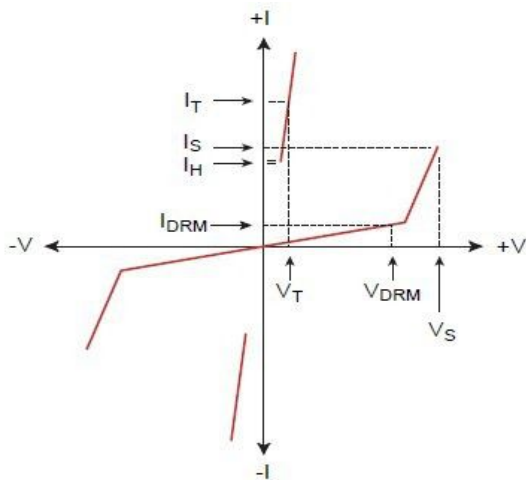
## Packing Options



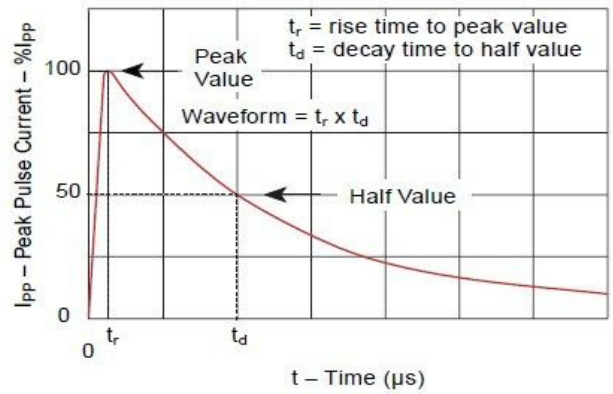
Package Type	Description	Packing Quantity	Industry Standard
S	DO-214AA Reel Pack	2500 PCS	EIA-481-D

## Characteristics Curve

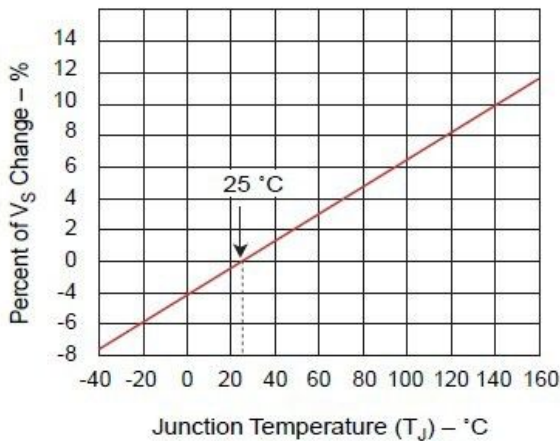
### V-I Characteristics



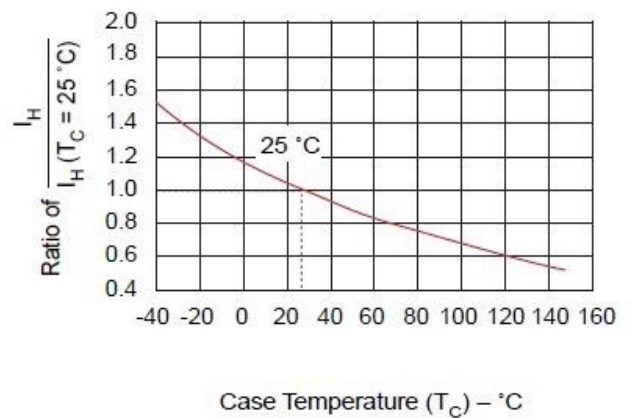
### Tr x Td Pulse Waveform



### Normalized $V_S$ Change Versus Junction Temperature




### Normalized DC Holding Current Versus Case Temperature



**Sample pictures**

P0080SALRP (Marking: P008A)

**Fast Delivery Time**



P0080SBLRP(Marking: P008B)

**Fast Delivery Time**



P3500SALRP (Marking: P35A)

**Fast Delivery Time**



P3500SBLRP(Marking: P35B)

**Fast Delivery Time**

