


STANDARD SPECIFICATIONS

Part number	Nominal Frequency f_0	Passband min.		Stopband max.		Attention Guaranteed min.		Ripple max.	Loss max.	Terminating Impedance	Coupling Capacitor	Operating Temperature	No. of Pole
	(MHz)	(dB)	(kHz)	(dB)	(kHz)	(dB)	(kHz)	(dB)	(dB)	(Ω //pF)	(pF)	($^{\circ}$ C)	
45M7.5A	45	3	± 3.75	10	± 12.5	65	-910	1.0	2.0	200//4.0	-	-30 to +80	2
45M7.5B	45	3	± 3.75	30	± 12.5	90	± 900 to ± 1000	1.0	4.0	350//6.5	18	-30 to +80	4 (2 pcs.)
45M7.5C	45	3	± 3.75	50	± 12.5	80	± 900	2.0	6.0	350//5.0	-	-30 to +80	6 (SC-1)
45M7.5D	45	3	± 3.75	70	± 12.5	80	± 900	2.0	7.0	350//5.0	-	-30 to +80	8 (SC-1)
45M12A	45	3	± 6.0	15	± 22.0	65	-910	1.0	2.0	650//5.0	-	-30 to +80	2
45M12B	45	3	± 6.0	30	± 20.0	90	± 900 to ± 1000	1.0	3.0	500//4.0	12	-30 to +80	4 (2 pcs.)
45M12C	45	3	± 6.0	50	± 20.0	80	± 900	2.0	6.0	600//3.0	-	-30 to +80	6 (SC-1)
45M12D	45	3	± 6.0	70	± 20.0	80	± 900	2.0	7.0	600//3.0	-	-30 to +80	8 (SC-1)
45M15A	45	3	± 7.5	15	± 25.0	$\frac{35}{65}$	$\frac{+900 \text{ to } +1000}{-900 \text{ to } -1000}$	1.0	2.0	650//3.0	-	-30 to +80	2
45M15B	45	3	± 7.5	30	± 25.0	90	± 900 to ± 1000	1.0	3.0	650//3.0	9	-30 to +80	4 (2 pcs.)
45M15C	45	3	± 7.5	60	± 25.0	80	± 900	2.0	5.0	650//1.5	-	-30 to +80	6 (SC-1)
45M15D	45	3	± 7.5	80	± 25.0	80	± 900	2.0	6.0	650//1.5	-	-30 to +80	8 (SC-1)
45M20A	45	3	± 10.0	15	± 35.0	$\frac{35}{65}$	$\frac{+900 \text{ to } +1000}{-900 \text{ to } -1000}$	1.0	2.0	800//3.0	-	-30 to +80	2
45M20B	45	3	± 10.0	30	± 40.0	90	± 900 to ± 1000	1.0	3.0	800//2.0	6.5	-30 to +80	4 (2 pcs.)
45M30A	45	3	± 15.0	15	± 60.0	$\frac{35}{65}$	$\frac{+900 \text{ to } +1000}{-900 \text{ to } -1000}$	1.5	2.5	1200//0	-	-30 to +80	2
45M30B	45	3	± 15.0	30	± 50.0	90	± 900 to ± 1000	1.0	3.0	1200//0.7	3.5	-30 to +80	4 (2 pcs.)
45M30C	45	3	± 15.0	60	± 50.0	80	± 900	2.0	5.0	1500//0.3	-	-30 to +80	6 (SC-1)
45M30D	45	3	± 15.0	80	± 50.0	80	± 900	2.0	6.0	1500//0.3	-	-30 to +80	8 (SC-1)
45M7.5A3	45 (3rd OT)	3	± 3.75	10	± 12.5	35	± 900	1.0	2.0	2000// -0.4	-	-30 to +80	2
45M7.5B3	45 (3rd OT)	3	± 3.75	30	± 12.5	75	± 900	1.0	4.0	3000// -0.3	-0.1	-30 to +80	4 (2 pcs.)
45M12A3	45 (3rd OT)	3	± 6.0	15	± 22.0	35	± 900	1.0	2.0	3000//0.1	-	-30 to +80	2
45M12B3	45 (3rd OT)	3	± 6.0	30	± 22.0	75	± 900	1.0	4.0	3600// -0.7	-1	-30 to +80	4 (2 pcs.)
45M15A3	45 (3rd OT)	3	± 7.5	15	± 25.0	35	± 900	1.0	2.0	4000// -0.7	-	-30 to +80	2
45M15B3	45 (3rd OT)	3	± 7.5	30	± 25.0	75	± 900	1.0	4.0	4000// -0.8	-1	-30 to +80	4 (2 pcs.)
45M20A3	45 (3rd OT)	3	± 10.0	15	± 35.0	35	± 900	1.0	2.0	4000// -0.1	-	-30 to +80	2
45M20B3	45 (3rd OT)	3	± 10.0	30	± 35.0	75	± 900	1.0	4.0	4000// -0.7	-1.2	-30 to +80	4 (2 pcs.)
P/N	Contact us for other frequencies or other specifications												


PACKAGE DATA

Item	Package	UM-1 / 8H UM-1S / 8H	UM-1 / 6H UM-1S / 6H	UM-1 / 4H UM-1S / 4H	SC-1
Cover		Metal	Metal	Metal	Metal
Base		Metal	Metal	Metal	Metal (UM-1)
Sealing		Resistance weld	Resistance weld	Resistance weld	Resistance weld (UM-1)
Terminal lead		Alloy (FeNiCo)	Alloy (FeNiCo)	Alloy (FeNiCo)	Alloy (FeNiCo)
Terminal lead plating		Gold	Gold	Gold	Gold
RoHS		Compliant (Pb-free)	Compliant (Pb-free)	Compliant (Pb-free)	Compliant (Pb-free)


UM-1/8H & UM-1S/8H



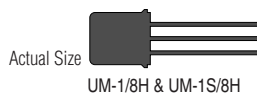
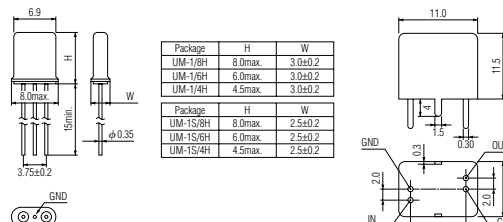

UM-1/6H & UM-1S/6H



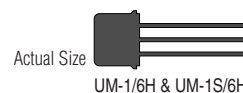
UM-1/4H & UM-1S/4H



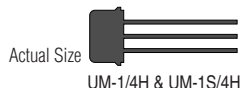
SC-1



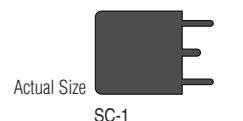
UM-1/8H & UM-1S/8H



UM-1/6H & UM-1S/6H



UM-1/4H & UM-1S/4H



SC-1